

JESUS WANTS TO BE
MY FRIEND FOREVER.

WEEK
FOUR
APRIL 2020

SMALL GROUP
3-5
YEAR-OLDS



first look™

TEAM

CEO

Reggie Joiner

DIRECTOR OF MESSAGING

Kristen Ivy

DIRECTOR OF PRESCHOOL STRATEGY

Brittany Compton Robertson

DIRECTOR OF CURRICULUM

Kathy Hill

DESIGN AND BRAND MANAGER

Sharon van Rossum

CREATIVE TEAM

Brittany Compton Robertson

Kathy Hill

Autumn Ward

Ashley Hiers

Donna High

Sharon van Rossum

Deb Springer

McKenzie Causey

Missy Purcell

WRITERS

Donna High

Emily Meredith

Autumn Ward


USER AGREEMENT

Scripture quotations marked NIV are taken from the Holy Bible, New International Version®. Copyright © 1973, 1978, 1984 by International Bible Society. Used by permission of Zondervan. All rights reserved.

These resources are intended to be downloaded and printed for use by the subscribing entity only and may not be electronically transferred to or duplicated by other non-subscribing entities. Any unauthorized reproduction of this material or incorporation into a new work is a direct violation of US copyright laws. ©2020 The reThink Group. All rights reserved. First Look® and the First Look® logo are trademarks of The reThink Group.

“STATEMENT OF FAITH” USER AGREEMENT

Orange gladly grants permission to churches, schools, and other licensees to tailor First Look® materials to fit their unique leadership requirements, locale and format preferences, and physical environment needs. However, if you wish to edit the content substantively, including Bible stories, learning activities, scripts, and any other content in which biblical principles and concepts are presented, you are obligated to do so within the doctrinal guidelines we’ve expressed in our Statement of Faith.



PRELUDE

SOCIAL

WORSHIP

STORY

GROUPS

HOME



BIBLE STORY

Jesus wants me to tell others He is alive.

GREAT COMMISSION
MATTHEW 28:19-20

MEMORY VERSE

"I am alive for ever and ever!"

REVELATION 1:18, NIV

KEY QUESTION

Who is alive?

BOTTOM LINE

Jesus is alive.

BASIC TRUTH

Jesus wants to be my friend forever.

PRELUDE: Setting the tone for the experience

For Leaders Only
Monthly Overview
Create the Environment

15
MIN

SOCIAL: Providing time for fun interaction

Offer one or more of these activities as preschoolers arrive.
The World
Where Will It Land?
Mail

10
MIN

WORSHIP: Inviting people to respond to God

He's Alive Oh Yeah
I've Got A Friend


10
MIN

STORY: Communicating God's truth in engaging ways

Introductory Sketch
Bible Story
Prayer

25
MIN

GROUPS: Creating a safe place to connect

Offer as many of these activities as your time, facilities, resources, and leadership allow.
For Ever and Ever
Everywhere
Who and Where Can We Tell?
Treasure Parachute
Planting Seeds 
Journal and Prayer

HOME: Prompting action beyond the experience

Going Home
Parent Cue



This symbol indicates an activity with potential allergens. Be sure to post allergy alert sign and inform parents at drop-off.

PRELUDE

SOCIAL

WORSHIP

STORY

GROUPS

HOME

15 MINUTES

BIBLE STORY

Jesus wants me to tell others He is alive.

GREAT COMMISSION
MATTHEW 28:19-20

MEMORY VERSE

"I am alive for ever and ever!"

REVELATION 1:18, NIV

KEY QUESTION

Who is alive?

BOTTOM LINE

Jesus is alive.

BASIC TRUTH

Jesus wants to be my friend forever.



MOVE

an activity that uses a preschooler's natural desire to move to help them learn

1. THE WORLD

WHAT YOU NEED: Stickers (*with backing*) or cutouts of the world (*one per child*)

WHAT YOU DO:

BEFORE THE ACTIVITY: Place the stickers (*still with backing on*) or cutouts all around the activity area. You will need one per child.

DURING THE ACTIVITY: Ask the children to walk around the activity area, find a sticker or cutout, and bring it to you.

AFTER THE ACTIVITY: Introduce the Bible story.

WHAT YOU SAY:

BEFORE THE ACTIVITY: "Let's look for the world!"

DURING THE ACTIVITY: "Everyone please walk around the room and look for the world. When you find a sticker/picture of the world (*hold one up*), bring it to me." (*Do activity.*)

AFTER THE ACTIVITY: "Way to go! Today we are going to talk about what we can tell everyone all over the world. I cannot wait to find out what it is!"

TRANSITION: Move to Worship and Story by chanting the Bottom Line as you walk.

PRELUDE

SOCIAL

WORSHIP

STORY

GROUPS

HOME

15 MINUTES

BIBLE STORY

Jesus wants me to tell others He is alive.

GREAT COMMISSION
MATTHEW 28:19-20

MEMORY VERSE

"I am alive for ever and ever!"

REVELATION 1:18, NIV

KEY QUESTION

Who is alive?

BOTTOM LINE

Jesus is alive.

BASIC TRUTH

Jesus wants to be my friend forever.



PLAY

an activity that encourages preschoolers to follow guidelines while having fun and learning new concepts

2. WHERE WILL IT LAND?

WHAT YOU NEED: A preschool slide, "Places to Go" Activity Page, cardstock, painter's tape, and toy cars

WHAT YOU DO:

BEFORE THE ACTIVITY: Copy the "Places to Go" Activity Pages onto cardstock. Set the preschool slide in the center of your activity area. Tape the "Places to Go" Activity Pages in a line on the floor at the end of the slide with the painter's tape. Set the cars next to the slide.

DURING THE ACTIVITY: Gather the children in the activity area. Let each child select a car, place it on the slide, and then let it go to see where it stops. Point out the picture it lands on, and name that place.

AFTER THE ACTIVITY: Collect all cars for clean-up. Move the slide out of the way so it does not become a distraction during other activities.

WHAT YOU SAY:

BEFORE THE ACTIVITY: "Friends, do you see these pictures on the floor? I want you to select a car, put it here at the top of the slide, and then let it go to see where it lands. Once it stops, let's name that place together. Wherever it lands, that is a place we can tell others about Jesus."

AFTER THE ACTIVITY: "Do you ever go to the grocery store or post office with your mom or dad or a grandparent? We go lots and lots of places throughout the week. In each of those places, we can tell others about someone VERY special. Listen carefully during our Bible story today so you can find out who it is!"

TRANSITION: Move to Worship and Story by pretending to be a car. Children can make car noises, honk, speed up, slow down, back up, etc. at your direction.

PRELUDE

SOCIAL

WORSHIP

STORY

GROUPS

HOME

15 MINUTES

BIBLE STORY

Jesus wants me to tell others He is alive.

GREAT COMMISSION
MATTHEW 28:19-20

MEMORY VERSE

"I am alive for ever and ever!"

REVELATION 1:18, NIV

KEY QUESTION

Who is alive?

BOTTOM LINE

Jesus is alive.

BASIC TRUTH

Jesus wants to be my friend forever.



EXPLORE

an activity that channels a preschooler's innate curiosity into a discussion of the week's crucial concepts

3. MAIL

WHAT YOU NEED: Small bags (can be brown paper bags or small canvas bags) and stickers with the backing still attached (10-15 stickers per child)

WHAT YOU DO:

BEFORE THE ACTIVITY: Place 10-15 stickers in each bag. You will need a bag of stickers per child.

DURING THE ACTIVITY: Encourage the children to walk around and give out their "mail" to everyone they see, and tell them that **Jesus is alive**. Continue the activity until all of the "mail" is gone.


WHAT YOU SAY:

BEFORE THE ACTIVITY: "We are going to be mail carriers today."

DURING THE ACTIVITY: "Here is your mail bag (give children the bags). Go and deliver mail to everyone you see! You can give them their mail and tell them that **Jesus is alive!**"

AFTER THE ACTIVITY: "You are amazing mail carriers! Today we are going to hear a Bible story about how we can tell EVERYONE that **Jesus is alive!**"

TRANSITION: Move to Worship and Story by telling everyone that you see as you walk that "Jesus is alive!"



PRELUDE

SOCIAL

WORSHIP

STORY

GROUPS

HOME

25 MINUTES

**HEAR
FROM GOD**
MEMORY VERSE
REVIEW



MOVE

an activity that uses a preschooler's natural desire to move to help them learn

BIBLE STORY

Jesus wants me to tell others He is alive.

GREAT COMMISSION
MATTHEW 28:19-20

1. FOR EVER AND EVER

WHAT YOU NEED: Plastic Slinky® toys (*one per child*)

WHAT YOU DO:

DURING THE ACTIVITY: Gather the children in your activity area. Give each child a Slinky, and show them how to hold each end in their hands. Repeat the verse together as the children pull the slinky apart to show the "for ever and ever" part.

AFTER THE ACTIVITY: Collect all the Slinkys for clean-up.

MEMORY VERSE

"I am alive for ever and ever!"

REVELATION 1:18, NIV

WHAT YOU SAY:

DURING THE ACTIVITY: "Friends, hold your Slinky like this. (*Demonstrate.*) Good job! Let's say our Memory Verse together. As we do, I want you to slowly pull your hands apart. Ready? Here we go! "I am alive for ever and ever!" Revelation 1:18." (*Repeat several times.*)

KEY QUESTION

Who is alive?


AFTER THE ACTIVITY: "Pulling that Slinky apart reminds me of the for ever and ever part of our verse. I'm so glad to know for sure that **Jesus is alive!** **Who is alive? Jesus is alive!**"

BOTTOM LINE

Jesus is alive.

BASIC TRUTH

Jesus wants to be my friend forever.



PRELUDE

SOCIAL

WORSHIP

STORY

GROUPS

HOME

25 MINUTES

**TALK
ABOUT GOD
BIBLE STORY
REVIEW**



EXPLORE

an activity that channels a preschooler's innate curiosity into a discussion of the week's crucial concepts

BIBLE STORY

Jesus wants me to tell others He is alive.

**GREAT COMMISSION
MATTHEW 28:19-20**

MEMORY VERSE

"I am alive for ever and ever!"

REVELATION 1:18, NIV

KEY QUESTION

Who is alive?

BOTTOM LINE

Jesus is alive.

BASIC TRUTH

Jesus wants to be my friend forever.

2. EVERYWHERE

WHAT YOU NEED: Preschool-safe globe or inflatable globe beach ball

WHAT YOU DO:

BEFORE THE ACTIVITY: Guide the children to sit in front of you.

DURING THE ACTIVITY: Hold the globe where the children can see it. Ask a child to point to any colored area on the globe. Identify the country the child points to. Say, "We can tell people in [China] that **Jesus is alive.**"

AFTER THE ACTIVITY: Repeat the activity by allowing every child to have a turn to point to the globe.

WHAT YOU SAY:

BEFORE THE ACTIVITY: "Our Bible story tells us that we should tell everyone that **Jesus is alive.**"

DURING THE ACTIVITY: "We can tell everyone all around the world! Let's pick a country around the world where we can tell people that **Jesus is alive.**" (Do activity.)

AFTER THE ACTIVITY: "We can tell EVERYONE that **Jesus is alive! Who is alive? Jesus is alive!**"



PRELUDE

SOCIAL

WORSHIP

STORY

GROUPS

HOME

25 MINUTES

**LIVE
FOR GOD
APPLICATION
ACTIVITY**



THINK

an advanced activity specifically designed for older preschoolers

BIBLE STORY

Jesus wants me to tell others He is alive.

**GREAT COMMISSION
MATTHEW 28:19-20**

MEMORY VERSE

"I am alive for ever and ever!"

REVELATION 1:18, NIV

KEY QUESTION

Who is alive?

BOTTOM LINE

Jesus is alive.

BASIC TRUTH

Jesus wants to be my friend forever.

3. WHO AND WHERE CAN WE TELL?

WHAT YOU NEED: A large sheet of butcher paper, a permanent marker, and painter's tape

WHAT YOU DO:

BEFORE THE ACTIVITY: Use the permanent marker to draw a vertical line down the center of the piece of butcher paper. On the left side, write "WHO" in large block letters as a title for that section. On the right side, write "WHERE" in large block letters. If you have a focal wall to use, tape the butcher paper to the wall at a child's eye level. If not, lay the butcher paper on the table.

DURING THE ACTIVITY: Gather the children near the butcher paper. Talk about who and where we can tell others about Jesus. Start on the "WHO" side and ask the children to name people they can tell about Jesus as you write down their answers on the page. Then move to the "WHERE" side and ask the children to name places they go where they can tell others about Jesus. Write down their answers.

AFTER THE ACTIVITY: Put the permanent marker away.

WHAT YOU SAY:

DURING THE ACTIVITY: "We learned in our Bible story today that Jesus has given us a very important job! That job is to tell everyone everywhere about Jesus! First, let's talk about WHO we can tell. I've written that word here. (Point to the word on the butcher paper.) Name some people you can tell about Jesus, and I'll write down your answers."

"Great job! We've listed so many people. Now, let's think about WHERE (point to the word on the page) we go. Name some places you go where you could tell others about Jesus, and I'll write down your answers."

AFTER THE ACTIVITY: "As you can see from this page, there are lots of people in lots of places that we can tell about Jesus! Everyone everywhere needs to hear the good news that **Jesus is alive! Who is alive? Jesus is alive!**"



PRELUDE

SOCIAL

WORSHIP

STORY

GROUPS

HOME

25 MINUTES

**LIVE
FOR GOD
APPLICATION
ACTIVITY**



MOVE

an activity that uses a preschooler's natural desire to move to help them learn

BIBLE STORY

Jesus wants me to tell others He is alive.

**GREAT COMMISSION
MATTHEW 28:19-20**

MEMORY VERSE

"I am alive for ever and ever!"

REVELATION 1:18, NIV

KEY QUESTION

Who is alive?

BOTTOM LINE

Jesus is alive.

BASIC TRUTH

Jesus wants to be my friend forever.

4. TREASURE PARACHUTE

WHAT YOU NEED: A parachute or large sheet

WHAT YOU DO:

BEFORE THE ACTIVITY: Lay the parachute flat on the floor.

DURING THE ACTIVITY: Ask the children to stand around the parachute with you, and invite them to each pick up a section of the parachute. Invite the children to hold the parachute down low, say, "Jesus," and then raise the parachute high and say, "is alive." Repeat several times.

WHAT YOU SAY:

BEFORE THE ACTIVITY: "Jesus is alive!"

DURING THE ACTIVITY: "Let's play with the parachute and tell everyone that **Jesus is alive**. Hold the parachute low and say, 'Jesus,' and then hold the parachute up high and say, 'IS ALIVE!'" (Demonstrate and do activity several times.)

AFTER THE ACTIVITY: "Awesome job! **Jesus is alive!** We can tell everyone! **Who is alive? Jesus is alive!**"



PRELUDE

SOCIAL

WORSHIP

STORY

GROUPS

HOME

25 MINUTES

**LIVE
FOR GOD
APPLICATION
ACTIVITY**



CREATE

an activity that allows preschoolers to review the Bible story, bottom line, or memory verse by creating a craft to take home

BIBLE STORY

Jesus wants me to tell others He is alive.

**GREAT COMMISSION
MATTHEW 28:19-20**

MEMORY VERSE

"I am alive for ever and ever!"

REVELATION 1:18, NIV

KEY QUESTION

Who is alive?

BOTTOM LINE

Jesus is alive.

BASIC TRUTH

Jesus wants to be my friend forever.

5. PLANTING SEEDS

Be sure to list the items you will be using today on the "Allergy Alert Poster" and post it at the door to your room.

WHAT YOU NEED: "Allergy Alert Poster," a plastic tablecloth, clear punch cups (one per child), potting soil, a small spade or large kitchen spoon, seeds (marigold seeds or other annual flower), a pitcher of water, "Parent Note" Activity Page, cardstock, scissors, "Planting Seeds Label" Activity Page, and Avery® labels #5160 or equivalent

WHAT YOU DO:

BEFORE THE ACTIVITY: Copy "Allergy Alert Poster" on cardstock and hang it on the door. Cover the table with a tablecloth. Copy "Parent Note" onto cardstock and cut apart (one note per child). Copy the "Planting Seeds Label" onto the label paper (one label per child). Spoon an inch or so of potting soil into each cup with the spade or spoon. Set one cup at each spot at the table. Place the seed packets in the center of the table.

DURING THE ACTIVITY: Walk around the tables and give each child a seed or two to place in the soil. Then help them use the spade or spoon to cover the seed with another inch of soil and then pour a very small amount of water on top of the soil. Give each child a label to place on the side of the cup.

AFTER THE ACTIVITY: Collect the cups of soil and set aside for pick up. Make sure to place a Parent Note with each cup. Pick up the tablecloth by the corners and discard. Set all planting materials out of reach of children.

WHAT YOU SAY:

BEFORE THE ACTIVITY: "I thought it would be fun to plant some seeds. It can remind us that **Jesus is alive!** First, we're going to put a seed or two in the soil, then we'll cover it with some more soil, and finally we'll add a tiny bit of water. You can take these home and put them in a sunny spot as a reminder that Jesus is alive!" (Do activity.)

AFTER THE ACTIVITY: "These plants remind me of something very important! **Jesus is alive** and we can follow Him. Let's tell everyone everywhere that **Jesus is alive!**"

PRELUDE

SOCIAL

WORSHIP

STORY

GROUPS

HOME

25 MINUTES

**PRAY
TO GOD
PRAYER
ACTIVITY**



REFLECT

an activity that encourages personal application and prayer

BIBLE STORY

Jesus wants me to tell others He is alive.

**GREAT COMMISSION
MATTHEW 28:19-20**

MEMORY VERSE

"I am alive for ever and ever!"

REVELATION 1:18, NIV

KEY QUESTION

Who is alive?

BOTTOM LINE

Jesus is alive.

BASIC TRUTH

Jesus wants to be my friend forever.

6. JOURNAL AND PRAYER

WHAT YOU NEED: Paperclip "Memory Verse Card" in your Bible at Revelation 1:18. Provide a journal and a fun-shaped pen for each small group. You will also need reward stickers or hand stamp for saying the Bible verse.

SMALL GROUP LEADER (SGL): "It's Small Group time. Today we are going to put our hands around our mouths like this.

(Demonstrate cupping your hands around your mouth like you are going to shout.)

"Everyone do this with me! (Pause.) Great! Now we're ready to shout, '**Jesus is alive,**' while we walk to our Small Group spot. Ready? Here we go!"

*(Shout, "**Jesus is alive,**" with your hands cupped around your mouth as you lead the children to your Small Group spot.)*

CHILDREN AND SGL: "**Jesus is alive! Jesus is alive!**" *(Repeat as you walk to your spot.)*

SGL: "Here we are! Let's sit down and talk about today's Bible story. One, two, three, sit down with me!"

(Open the Bible and lay it open in front of the children.)


"Our Bible story today was about a very special job Jesus gave to all of His friends. Do you remember what the special job is? (Pause.)

"Jesus told all of His friends to tell everyone everywhere that **Jesus is alive.** And the Bible verse we have been learning will help us do our special job.

(Turn the pages of your Bible to the Memory Verse Card.)

"It says: "I am alive for ever and ever!" Revelation 1:18.

(Close the Bible and lay it down.)



PRELUDE

SOCIAL

WORSHIP

STORY

GROUPS

HOME

25 MINUTES

**PRAY
TO GOD**
PRAYER
ACTIVITY



REFLECT

an activity that encourages personal application and prayer

"That is Jesus saying: "I am alive for ever and ever!" All we have to do is tell everyone, everywhere what Jesus said. Let's say it one time together and then anyone who wants to try and say it can give it a try."

CHILDREN AND SGL: "I am alive (*point both hands up*) for ever and ever!" (*Twirl around.*) Revelation 1:18." (*Open your hands like a book.*)

SGL: "You sound so good! Okay, you can sit back down and when it's your turn to say the Bible verse you can stand up and say it.

(*Say each child's name. Make sure to give each child the opportunity to say the verse on his own. Have your stickers/hand stamp ready to give when they say it.*)

"I am so proud of you, [child's name]! Here is your sticker/hand stamp!

(*Give a high five to each child after they say the verse.*)

"Now it's time to write in our journal and pray.

(*Hold the journal and fun-shaped pen.*)

"Since Jesus wants us to tell everyone everywhere that He is alive, I think we should make a list of people we want to tell. When I say your name, tell me one person you want to tell, and I will write it down. We can use our list when we talk to God.

(*Say each child's name and write down what they say. Remember to print the names so the children can recognize their names and the letters.*)

"Wow! So many people! Would anyone like to pray before I pray?"

(*Give each child who wants to pray the opportunity to do so.*)

PRAYER

SGL: "Dear God, thank You for giving us a special job. Help us tell (*read the list the children made*) that **Jesus is alive** so they can be friends with Jesus forever, too. We love You, God. In Jesus' name, amen."