

GOD LOVES ME.

WEEK

TWO

MAY 2020

SMALL GROUP

3-5

YEAR-OLDS



first look™

## TEAM

### CEO

Reggie Joiner

### DIRECTOR OF MESSAGING

Kristen Ivy

### DIRECTOR OF PRESCHOOL STRATEGY

Brittany Compton Robertson

### DIRECTOR OF CURRICULUM

Kathy Hill

### DESIGN AND BRAND MANAGER

Sharon van Rossum

### CREATIVE TEAM

Brittany Compton Robertson

Kathy Hill

Autumn Ward

Ashley Hiers

Donna High

Sharon van Rossum

Deb Springer

McKenzie Causey

Missy Purcell

### WRITERS

Donna High

Emily Meredith

Autumn Ward

Ashley Hiers

## USER AGREEMENT

Scripture marked NIV is taken from the Holy Bible, New International Reader's Version™, Copyright © 1995, 1996, 1998 by International Bible Society. Used by permission of Zondervan Publishing House. All rights reserved.

These resources are intended to be downloaded and printed for use by the subscribing entity only and may not be electronically transferred to or duplicated by other non-subscribing entities. Any unauthorized reproduction of this material or incorporation into a new work is a direct violation of US copyright laws. ©2019 The reThink Group. All rights reserved. First Look® and the First Look® logo are trademarks of The reThink Group.

### "STATEMENT OF FAITH" USER AGREEMENT

Orange gladly grants permission to churches, schools, and other licensees to tailor First Look® materials to fit their unique leadership requirements, locale and format preferences, and physical environment needs. However, if you wish to edit the content substantively, including Bible stories, learning activities, scripts, and any other content in which biblical principles and concepts are presented, you are obligated to do so within the doctrinal guidelines we've expressed in our Statement of Faith.

PRELUDE

SOCIAL

WORSHIP

STORY

GROUPS

HOME



**BIBLE STORY**

God loves me and  
has a plan for me.

**ESTHER**  
**ESTHER 2:2-8:17**

**MEMORY VERSE**

“Nothing at all can separate us  
from God’s love.”

**ROMANS 8:39, NIRV**

**KEY QUESTION**

Who loves you?

**BOTTOM LINE**

God loves me.

**BASIC TRUTH**


God loves me.

**PRELUDE: Setting the tone for the experience**

For Leaders Only  
Monthly Overview  
Create the Environment

**15**  
MIN

**SOCIAL: Providing time for fun interaction**

Offer one or more of these activities as preschoolers arrive.  
King, May I?  
Crowned with Jewels   
Plan

**10**  
MIN

**WORSHIP: Inviting people to respond to God**

God Loves Me Specially  
Fear Get Out Of Here


**10**  
MIN

**STORY: Communicating God’s truth in engaging ways**

Introductory Sketch  
Bible Story  
Prayer

**25**  
MIN

**GROUPS: Creating a safe place to connect**

Offer as many of these activities as your time, facilities, resources, and leadership allow.  
Watercolor Verse  
Act It Out  
Lemonade Slime   
King, King, Where Is Your Crown?  
Lemonade Kits  
Journal and Prayer

**HOME: Prompting action beyond the experience**

Going Home  
Parent Cue



This symbol indicates an activity with potential allergens. Be sure to post allergy alert sign and inform parents at drop-off.

PRELUDE

SOCIAL

WORSHIP

STORY

GROUPS

HOME

15 MINUTES

## BIBLE STORY

God loves me and  
has a plan for me.

**ESTHER**  
**ESTHER 2:2-8:17**

## MEMORY VERSE

“Nothing at all can separate us  
from God’s love.”

**ROMANS 8:39, NIRV**

## KEY QUESTION

Who loves you?

## BOTTOM LINE

God loves me.

## BASIC TRUTH

God loves me.



## MOVE

an activity that uses a preschooler’s natural desire to move  
to help them learn

### 1. KING, MAY I?

**WHAT YOU NEED:** Floor tape

#### WHAT YOU DO:

**BEFORE THE ACTIVITY:** Place a strip of tape on one end of the activity area. Place a second strip about 20 feet directly in front of the first strip. The lines will be your start and finish lines.

**DURING THE ACTIVITY:** Have the children line up horizontally on the starting line. Start with one child and give them a number and a movement to do. Example: three jumps. Before the child moves asked them to say, “King May I?” Say, “Yes, you may” and have the child do the movements. Repeat with all of the children with different numbers and movements. Examples of movements: Jumps, baby steps, marching, one leg hops, giant steps, and walking on tippy toes. Try to keep the numbers under five.

**AFTER THE ACTIVITY:** Repeat the activity until a child reaches the finish line.

#### WHAT YOU SAY:

**BEFORE THE ACTIVITY:** “We are going to play a game!”

**DURING THE ACTIVITY:** “Everyone stand on this line. (*Point.*) I will give you a movement and tell you how many times to do it. If I say, ‘Do three jumps,’ you will do this (*demonstrate*). Before you do your movements, ask, “King, May I?” Are you ready?”  
(*Do activity.*)

**AFTER THE ACTIVITY:** “Great job playing ‘King, May I!’ Today, in our Bible story, we will hear an awesome story all about how a woman asked a king a very important question. I cannot wait to find out what she asked!”

**TRANSITION:** Move to Worship and Story by giving them movements to do as they go to the story area.

PRELUDE

SOCIAL

WORSHIP

STORY

GROUPS

HOME

15 MINUTES

## BIBLE STORY

God loves me and  
has a plan for me.

**ESTHER**  
**ESTHER 2:2-8:17**

## MEMORY VERSE

"Nothing at all can separate us  
from God's love."

**ROMANS 8:39, NIRV**

## KEY QUESTION

Who loves you?

## BOTTOM LINE

God loves me.

## BASIC TRUTH

God loves me.



## PLAY

an activity that encourages preschoolers to follow guidelines  
while having fun and learning new concepts

### 2. CROWNED WITH JEWELS

Be sure to list the items you will be using today on the "Allergy Alert Poster" and post it at the door to your room.

**WHAT YOU NEED:** "Allergy Alert Poster," "Crown" Activity Page, cardstock, laminator, Play-Doh® in various colors, and a tablecloth

**WHAT YOU DO:**

**BEFORE THE ACTIVITY:** Copy "Allergy Alert Poster" on cardstock and hang on the door. Copy the "Crown" Activity Page onto cardstock, laminate, and cut out. You need one crown per child. Cover the table with the tablecloth. Set out lumps of Play-Doh in the center of the tables.

**DURING THE ACTIVITY:** Gather the children around the table and give each child a crown. Encourage them to shape quarter sized balls of Play-Doh into jewels to adorn their crowns.

**AFTER THE ACTIVITY:** Gather remaining Play-Doh and return to its airtight container. Set crowns aside for pick up.

**WHAT YOU SAY:**

**BEFORE THE ACTIVITY:** "I have a crown for you. But something very important is missing. Do you know what it is? (Pause.) Yes, jewels! You can't have a crown without jewels! Let's make some of our own out of Play-Doh. Take a small amount, the size of a coin or small rock, and shape it into a jewel to add to your crown." (Demonstrate.)

**AFTER THE ACTIVITY:** "Your crowns are beautiful! In our Bible story today, we'll hear about a very brave queen. God had a very important plan for her. Let's go find out what happened!"

**TRANSITION:** Move to Worship and Story by walking regally like kings and queens.

PRELUDE

SOCIAL

WORSHIP

STORY

GROUPS

HOME

15 MINUTES

## BIBLE STORY

God loves me and  
has a plan for me.

**ESTHER**  
**ESTHER 2:2-8:17**



## EXPLORE

an activity that channels a preschooler's innate curiosity into a discussion  
of the week's crucial concepts

## MEMORY VERSE

"Nothing at all can separate us  
from God's love."

**ROMANS 8:39, NIRV**

## KEY QUESTION

Who loves you?

## BOTTOM LINE

God loves me.

## BASIC TRUTH

God loves me.

### 3. PLAN

**WHAT YOU NEED:** Building blocks

**WHAT YOU DO:**

**BEFORE THE ACTIVITY:** Ask the children to build a castle with the blocks.

**DURING THE ACTIVITY:** Ask the children to tell you a plan for building the castle. Ask them several questions to help them build a plan. Repeat the activity as desired.

**WHAT YOU SAY:**

**BEFORE THE ACTIVITY:** "Let's build together!"

**DURING THE ACTIVITY:** "First, we need a plan! We are going to build a castle. Do you have any ideas? *(Pause.)* Those are awesome ideas! We need to decide what colors of blocks to use, how big we want it to be, and who wants to build which part. *(Do activity.)* We have a plan! Great job! Let's start building!" *(Finish activity.)*

**AFTER THE ACTIVITY:** "WOW! That looks awesome! We followed the plan, and it turned out great! Today, we will hear about someone who has a plan for all of us! I cannot wait to hear our Bible story today."

**TRANSITION:** Move to Worship and Story by making a plan on how to get to the story area. Ex: We will walk down the hall, then sit down crisscross applesauce for story time.



PRELUDE

SOCIAL

WORSHIP

STORY

GROUPS

HOME

25 MINUTES

**HEAR  
FROM GOD**  
MEMORY VERSE  
REVIEW



**CREATE**

an activity that allows preschoolers to review the Bible story, bottom line, or memory verse by creating a craft to take home

**BIBLE STORY**

God loves me and has a plan for me.

**ESTHER**  
**ESTHER 2:2-8:17**

**MEMORY VERSE**

“Nothing at all can separate us from God’s love.”

**ROMANS 8:39, NIRV**

**KEY QUESTION**

Who loves you?

**BOTTOM LINE**

God loves me.

**BASIC TRUTH**

God loves me.

**1. WATERCOLOR VERSE**

**WHAT YOU NEED:** “Lemonade Memory Verse” Activity Page, white cardstock, washable watercolor paints, cups of water, small paintbrushes, tablecloths, and paint smocks or oversized t-shirts

**WHAT YOU DO:**

**BEFORE THE ACTIVITY:** Copy the “Lemonade Memory Verse” onto cardstock, one per child. Cover the tables with tablecloths. Set the watercolors, paintbrushes, and cups of water on the tables.

**DURING THE ACTIVITY:** Give each child a paint smock or oversized t-shirt to wear to protect clothing. Pass out a “Lemonade Memory Verse” page to each child. Read the memory verse together to review. Then, encourage the children to use the watercolor paints to color in the pitcher of lemonade.

**AFTER THE ACTIVITY:** Set pages aside to dry until pick up. Pour out all cups of water. Gather all paints, paintbrushes, and paint smocks or t-shirts for clean-up.

**WHAT YOU SAY:**

**DURING THE ACTIVITY:** “All month long, we’re learning a verse to help us remember that **God loves me**. It says, ‘Nothing at all can separate us from God’s love, Romans 8:39.’ Let’s say that together! (Say verse.)

“Great job! This month’s verse is written right here on your pages. Let’s use the paints to add some color to our page. Where does the lemonade go in our picture? (Pause.) Yes! The lemonade goes inside the pitcher! Let’s paint inside the pitcher.”

**AFTER THE ACTIVITY:** “Your paintings are beautiful. When you look at them this week, remember that nothing can separate you from God’s love because **God loves me! Who loves you? God loves me!**”



PRELUDE

SOCIAL

WORSHIP

STORY

GROUPS

HOME

25 MINUTES

**TALK**  
**ABOUT GOD**  
BIBLE STORY  
REVIEW



**IMAGINE**

an activity that lets preschoolers pretend, imagine,  
and role play to enhance their learning

**BIBLE STORY**

God loves me and  
has a plan for me.

**ESTHER**  
**ESTHER 2:2-8:17**

**2. ACT IT OUT**

**WHAT YOU NEED:** No supplies needed

**WHAT YOU DO:**

**BEFORE THE ACTIVITY:** Choose three children to act out the story.

**DURING THE ACTIVITY:** Assign the parts of Queen Esther, the king, and Mordecai to the three children. You or another adult should play Haman. Act out the story as you retell it. Repeat the activity with three different children playing the parts. If time allows, repeat until all of the children have played a part.

**MEMORY VERSE**

"Nothing at all can separate us  
from God's love."

**ROMANS 8:39, NIRV**

**WHAT YOU SAY:**

**BEFORE THE ACTIVITY:** "Let's act out our Bible story." (Choose three children and assign parts.)

**DURING THE ACTIVITY:** "Haman had a very mean plan. He did not love God. He wanted to be mean to Queen Esther's friends and family who loved God. (Have the person playing Haman look mean.) Queen Esther was very worried. She wanted to talk to the king and ask him for help (point to queen and king), but she was afraid that he would be mad at her. So, she talked to her friend Mordecai. (Have the Esther and Mordecai stand next to each other.) Mordecai told her that God had a plan for her and it was to help her friends and family. Queen Esther knew that God had a plan for her! She went to talk to the king about helping her friends and family! (Have the Esther walk to the king.) The king said, 'YES!' (Have the king give a thumbs up.) Queen Esther followed God's plan!"

**KEY QUESTION**

Who loves you?

**AFTER THE ACTIVITY:** "God has a plan for all of us! Just like He had a plan for Esther! God loves you and has a plan for you! **Who loves you? God loves me!**"

**BOTTOM LINE**

God loves me.

**BASIC TRUTH**

God loves me.



PRELUDE

SOCIAL

WORSHIP

STORY

GROUPS

HOME

25 MINUTES

**LIVE  
FOR GOD  
APPLICATION  
ACTIVITY**



**THINK**

an advanced activity specifically designed for older preschoolers

**BIBLE STORY**

God loves me and  
has a plan for me.

**ESTHER  
ESTHER 2:2-8:17**

**MEMORY VERSE**

“Nothing at all can separate us  
from God’s love.”

**ROMANS 8:39, NIRV**

**KEY QUESTION**

Who loves you?

**BOTTOM LINE**

God loves me.

**BASIC TRUTH**

God loves me.

**3. LEMONADE SLIME**

Be sure to list the items you will be using today on the “Allergy Alert Poster” and post it at the door to your room.

**WHAT YOU NEED:** “Allergy Alert Poster, cardstock, plastic tablecloth, a large clear bowl, a wooden spoon, foam shaving cream, a three oz. box of lemon gelatin (not sugar free), white school glue, baking soda, saline solution, plastic cups, and wet wipes for messy fingers  
(Optional: yellow food coloring)

**WHAT YOU DO:**

**BEFORE THE ACTIVITY:** Copy “Allergy Alert Poster” on cardstock and hang on the door. Cover the table with a tablecloth. Gather the ingredients for making the slime using the quantities below.

4 cups foam shaving cream  
1 tablespoon lemon gelatin dissolved in 1 tablespoon warm water  
½ cup white school glue  
½ teaspoon baking soda  
2 tablespoons saline solution

**DURING THE ACTIVITY:** Gather the children around the table. Let them watch as you make the slime following the steps below. Make sure that you name each ingredient and describe each step as you go.

1. Add the four cups of shaving cream to the bowl.
2. Add lemon gelatin and water mixture, yellow food coloring (if desired), and stir into shaving cream to incorporate.
3. Add ½ cup white school glue. Gently stir to combine.
4. Add ½ teaspoon baking soda to the mixture, and stir gently.
5. Add two tablespoons of saline solution and whip mixture to activate the slime. Slime should start to pull away from the sides of the bowl.
6. Squeeze a drop or two of saline solution on your hands, pull the slime out of the bowl, and knead until it’s smooth and can be stretched.
7. Set all slime making supplies aside, out of reach of children.

Give each child a lump of slime and a plastic cup. Encourage them to knead



PRELUDE

SOCIAL

WORSHIP

STORY

GROUPS

HOME

25 MINUTES

**LIVE  
FOR GOD**  
APPLICATION  
ACTIVITY



**THINK**

an advanced activity specifically designed for older preschoolers

their slime and let it ooze from their hands into and out of the cups as they “pour” their lemonade.

**AFTER THE ACTIVITY:** Gather all of the plastic cups and encourage the children to return their lump of slime to the bowl and set aside. If you have a sink available, allow children to wash hands. If not, pass out wipes for cleaning fingers.

(NOTE: Fluffy slime does not hold up well, lasting only a day or two, so we do not recommend sending this home with the children.)

**WHAT YOU SAY:**

**BEFORE THE ACTIVITY:** “Let’s make some lemonade slime! Everyone gather around the table and watch as I follow a plan to make our slime. I’ll let you know each step along the way. I have to follow the plan so that our slime comes out right!”

**DURING THE ACTIVITY:** “This slime is SO fun to play with, and it smells just like lemonade. Try to pour your slime into the cup, like this.” (Demonstrate.)

**AFTER THE ACTIVITY:** “Let’s clean up by returning our slime to the bowl. We had to follow the plan step by step in order to make our super fun slime! Today, we’ve learned that God has a plan for us, too. He loves you so much! **Who loves you? God loves me.**”



PRELUDE

SOCIAL

WORSHIP

STORY

GROUPS

HOME

25 MINUTES

**LIVE  
FOR GOD  
APPLICATION  
ACTIVITY**



**MOVE**

an activity that uses a preschooler's natural desire to move to help them learn

**BIBLE STORY**

God loves me and has a plan for me.

**ESTHER  
ESTHER 2:2-8:17**

**MEMORY VERSE**

"Nothing at all can separate us from God's love."

**ROMANS 8:39, NIRV**

**KEY QUESTION**

Who loves you?

**BOTTOM LINE**

God loves me.

**BASIC TRUTH**

God loves me.

**4. KING, KING, WHERE IS YOUR CROWN?**

**WHAT YOU NEED:** A preschool-sized chair and a toy crown

**WHAT YOU DO:**

**BEFORE THE ACTIVITY:** Place the chair in the middle of the activity area. Place the crown under the chair. Invite the children to sit in a circle around the chair.

**DURING THE ACTIVITY:** Choose one child to be "King" first. Have the child who is "King" sit in the chair and hide their eyes. Choose another child to quietly take the crown from under the chair and hide it behind their back while still sitting in the circle. Have all of the children say the following chant, "King, King, where is your crown? Someone took it from your town. Guess who." When the children say the chant, ask the child who is the "King" to uncover their eyes and try to guess who has his crown. Allow the child who took the crown to be the next "King." Repeat the activity until every child has had a turn to be the "King."

**WHAT YOU SAY:**

**BEFORE THE ACTIVITY:** "Today, we talked about a king and a queen in our Bible story."

**DURING THE ACTIVITY:** "Let's play a game. First, we need a king. (Choose a child) The King will sit in this chair (*point*) and hide their eyes. One of you will take the crown (*hold up*), from under the chair, and hide it behind your back. The King will then try to guess who has his crown. Are you ready to play?" (Do activity.)

**AFTER THE ACTIVITY:** "That was so much fun! God had a plan for Esther and He has a plan for you, too! He loves you! **Who loves you? God loves me!**"



PRELUDE

SOCIAL

WORSHIP

STORY

GROUPS

HOME

25 MINUTES

**LIVE  
FOR GOD  
APPLICATION  
ACTIVITY**



**CREATE**

an activity that allows preschoolers to review the Bible story, bottom line, or memory verse by creating a craft to take home

**BIBLE STORY**

God loves me and has a plan for me.

**ESTHER  
ESTHER 2:2-8:17**

**MEMORY VERSE**

“Nothing at all can separate us from God’s love.”

**ROMANS 8:39, NIRV**

**KEY QUESTION**

Who loves you?

**BOTTOM LINE**

God loves me.

**BASIC TRUTH**

God loves me.

**5. LEMONADE KITS**

**WHAT YOU NEED:** “Parent Note/Recipe” Activity Page, yellow plastic cups, lemon stickers, plastic spoons, and cardstock  
*(optional: instant lemonade packets)*

**WHAT YOU DO:**

**BEFORE THE ACTIVITY:** Copy the “Parent Note/Recipe” Activity Page onto cardstock and cut apart, one note/recipe per child. Set the cups and stickers on the table.

**DURING THE ACTIVITY:** Encourage the children to use the stickers to decorate their cups. Give each child a plastic spoon, parent note/recipe card, and lemonade packet *(if you choose to provide these)* to place inside their cups.

**AFTER THE ACTIVITY:** Set cups aside for pick up.

**WHAT YOU SAY:**

**BEFORE THE ACTIVITY:** “Today, we’re going to make lemonade kits so that you can make your very own delicious lemonade at home! You’ll go home with a recipe you can follow to make your own lemonade with your family.”

**DURING THE ACTIVITY:** “Let’s add some stickers to our special cups.”

**AFTER THE ACTIVITY:** “Your cups are awesome! I hope you make some super delicious lemonade to share with your family and remind each other that **God loves me. Who loves you? God loves me.**”



PRELUDE

SOCIAL

WORSHIP

STORY

GROUPS

HOME

25 MINUTES

**PRAY  
TO GOD**  
PRAYER  
ACTIVITY



**REFLECT**

an activity that encourages personal application and prayer

**BIBLE STORY**

God loves me and  
has a plan for me.

**ESTHER**  
**ESTHER 2:2-8:17**

**MEMORY VERSE**

"Nothing at all can separate us  
from God's love."

**ROMANS 8:39, NIRV**

**KEY QUESTION**

Who loves you?

**BOTTOM LINE**

God loves me.

**BASIC TRUTH**

God loves me.

**6. JOURNAL AND PRAYER**

**WHAT YOU NEED:** Paperclip "Memory Verse Card" in your Bible at Romans 8:39. Provide a journal and a fun-shaped pen for each small group.

**SMALL GROUP LEADER (SGL):** "It's small group time. I need you to listen closely so you will know the plan for getting to our small group spot. Ready? Ok, this is the plan. We are going to tip-toe, tip-toe, hop, hop. Tip-toe, tip-toe, hop, hop. Tip-toe, tip-toe, hop, hop. Say that with me."

**CHILDREN AND SGL:** "Tip-toe, tip-toe, hop, hop. Tip-toe, tip-toe, hop, hop. Tip-toe, tip-toe, hop, hop."

**SGL:** "You've got it! That's the plan. Follow me as we tip-toe, tip-toe, hop, hop!"

*(Tip-toe, tip-toe, hop, hop as you lead the children to your small group spot.)*

**LEADER:** "We followed the plan, and here we are! Good job! Let's sit down and talk about today's Bible story. One, two, three, sit down with me!"

*(Open the Bible and lay it open in front of the children.)*


**SGL:** "Our Bible story today was about a girl named, Esther. Esther was chosen to be a queen, but it meant she had to leave her family. It was hard. Then one day she had the chance to help her family, but it meant she had to ask the king for help. That was hard, too.

"Esther had to remember that God loved her and had a plan for her. When she did, it helped her follow God's plan.

"And guess what? God loves you and has a plan for you, too! God loves (*name of child*) and has a plan for (*him or her*). God loves (*name of child*) and has a plan for (*him or her*)." *(Continue with each child.)*

**SGL:** "**Who loves you?**"

**CHILDREN AND SGL:** "**God loves me!**"



PRELUDE      SOCIAL      WORSHIP      STORY      **GROUPS**      HOME

25 MINUTES

**PRAY  
TO GOD**  
PRAYER  
ACTIVITY



**REFLECT**  
an activity that encourages personal application and prayer

**SGL:** "Yes! God loves you SO much, nothing at all can ever separate you from His love. God's love will always be with you. And the Bible verse we are learning will help us remember that!"

*(Turn the pages of your Bible to the Memory Verse Card.)*

**SGL:** "It says, 'Nothing at all can ever separate us from God's love,' Romans 8:39."

*(Close Bible and lay it down.)*

**SGL:** "Did you hear that? Nothing can ever separate us from God's love! Let's stand up and say that together with the motions."

**CHILDREN AND SGL:** "Nothing at all (*shake head and wave your arms in front of you*) can separate (*lock your fingers together*) us from God's (*point up with both hands*) love (*hug yourself*). Romans 8:39." (*Open your hands like a book.*)

*(Repeat the verse with the motions a few times.)*

**SGL:** "You sound great! I am proud of you! Now, let's sit down so we can write in our prayer journal and talk to God."

*(Hold journal and fun-shaped pen.)*

**SGL:** "I want you to think about what you want to be when you grow up. Maybe you want to be a zookeeper or a teacher? Maybe a dancer or a builder? Think about it, and when I say your name, tell me what you want to be when you grow up."

*(Say each child's name and write down what they say. Remember to print the names so the children recognize their names and the letters.)*

**SGL:** "It's fun to think about what might happen when we're all grown up like our mommies and daddies. Whatever happens, we know that God loves us and has a plan for us. Would anyone like to pray before I pray?"

*(Give each child who wants to pray the opportunity to do so.)*

**PRAYER**

**SGL:** "Dear God, thank You for loving us. It feels so good to know that You care about every part of our life and that You planned good things for us. (*Name of child*) wants to be a (*what they listed*), and (*name of child*) wants to be a (*what they listed*). *Continue with each child.* Whatever happens when we grow up, we know You love us and we can trust Your plan for us. We love You, God. In Jesus' name, amen."