

GOD LOVES ME.

WEEK

THREE

MAY 2020

SMALL GROUP

3-5

YEAR-OLDS



first look™

## TEAM

### CEO

Reggie Joiner

### DIRECTOR OF MESSAGING

Kristen Ivy

### DIRECTOR OF PRESCHOOL STRATEGY

Brittany Compton Robertson

### DIRECTOR OF CURRICULUM

Kathy Hill

### DESIGN AND BRAND MANAGER

Sharon van Rossum

### CREATIVE TEAM

Brittany Compton Robertson

Kathy Hill

Autumn Ward

Ashley Hiers

Donna High

Sharon van Rossum

Deb Springer

McKenzie Causey

Missy Purcell

### WRITERS

Donna High

Emily Meredith

Autumn Ward

Ashley Hiers

## USER AGREEMENT

Scripture marked NIV is taken from the Holy Bible, New International Reader's Version™, Copyright © 1995, 1996, 1998 by International Bible Society. Used by permission of Zondervan Publishing House. All rights reserved.

These resources are intended to be downloaded and printed for use by the subscribing entity only and may not be electronically transferred to or duplicated by other non-subscribing entities. Any unauthorized reproduction of this material or incorporation into a new work is a direct violation of US copyright laws. ©2019 The reThink Group. All rights reserved. First Look® and the First Look® logo are trademarks of The reThink Group.

### "STATEMENT OF FAITH" USER AGREEMENT

Orange gladly grants permission to churches, schools, and other licensees to tailor First Look® materials to fit their unique leadership requirements, locale and format preferences, and physical environment needs. However, if you wish to edit the content substantively, including Bible stories, learning activities, scripts, and any other content in which biblical principles and concepts are presented, you are obligated to do so within the doctrinal guidelines we've expressed in our Statement of Faith.



PRELUDE

SOCIAL

WORSHIP

STORY

GROUPS

HOME



**BIBLE STORY**

God loves me no matter what.

**PRODIGAL SON**  
**LUKE 15:11-24**

**MEMORY VERSE**

“Nothing at all can separate us  
from God’s love.”

**ROMANS 8:39, NIRV**

**KEY QUESTION**

Who loves you?

**BOTTOM LINE**

God loves me.

**BASIC TRUTH**

God loves me.

**PRELUDE: Setting the tone for the experience**

For Leaders Only  
Monthly Overview  
Create the Environment

**15**  
MIN

**SOCIAL: Providing time for fun interaction**

Offer one or more of these activities as preschoolers arrive.  
Heart Hopscotch  
Pigs in the Mud  
Lemonade Stand

**10**  
MIN

**WORSHIP: Inviting people to respond to God**

God Loves Me Specially  
Perfectly Made

**10**  
MIN


**STORY: Communicating God’s truth in engaging ways**

Introductory Sketch  
Bible Story  
Prayer

**25**  
MIN

**GROUPS: Creating a safe place to connect**

Offer as many of these activities as your time, facilities, resources, and leadership allow.

Lemonade   
Running Out of Money  
Shop  
Happy or Sad?  
Path  
Journal and Prayer

**HOME: Prompting action beyond the experience**

Going Home  
Parent Cue



This symbol indicates an activity with potential allergens. Be sure to post allergy alert sign and inform parents at drop-off.



PRELUDE

SOCIAL

WORSHIP

STORY

GROUPS

HOME

15 MINUTES

## BIBLE STORY

God loves me no matter what.

**PRODIGAL SON**  
**LUKE 15:11-24**



## MOVE

an activity that uses a preschooler's natural desire to move to help them learn

## MEMORY VERSE

"Nothing at all can separate us from God's love."

**ROMANS 8:39, NIRV**

## KEY QUESTION

Who loves you?

## BOTTOM LINE

God loves me.

## BASIC TRUTH

God loves me.

### 1. HEART HOPSCOTCH

**WHAT YOU NEED:** "God Loves Me Hearts" Activity Page, cardstock, and contact paper

**WHAT YOU DO:**

**BEFORE THE ACTIVITY:** Copy the "God Loves Me Hearts" Activity Pages onto cardstock and cut out. Lay hearts out on the floor of your activity area. Space out the hearts so that your preschoolers can hop from one to the other. Use the contact paper to secure the hearts to the floor and provide durability as they hop. You may choose to make more than one copy of the pages and create a longer path.

**DURING THE ACTIVITY:** Gather the children to line up at the start of your path. Point out the words on the hearts and read them aloud. Encourage the children to take turns hopping along the path, one at a time, saying, "God loves me!" Repeat as time and interest allow. Make sure that every child has a turn to hop along the path.

**WHAT YOU SAY:**

**BEFORE THE ACTIVITY:** "This month we're learning that **God loves me**. In fact, that's what it says right here on these hearts (*pointing as you read*) **God loves me**. Let's take turns! One at a time, I want you to hop along the path and say, '**God loves me.**'"

**AFTER THE ACTIVITY:** "Great hopping, friends! Tell me, **who loves you? God loves me!** Yes, He does! Today, we'll hear a story Jesus told about a guy who learned that God loves us no matter what. Let's go!"

**TRANSITION:** Move to Worship and Story by hopping together!

PRELUDE

SOCIAL

WORSHIP

STORY

GROUPS

HOME

15 MINUTES

## BIBLE STORY

God loves me no matter what.

**PRODIGAL SON**  
**LUKE 15:11-24**



## PLAY

an activity that encourages preschoolers to follow guidelines while having fun and learning new concepts

## MEMORY VERSE

“Nothing at all can separate us from God’s love.”

**ROMANS 8:39, NIRV**

## KEY QUESTION

Who loves you?

## BOTTOM LINE

God loves me.

## BASIC TRUTH

God loves me.

### 2. PIGS IN THE MUD

**WHAT YOU NEED:** Zip-top bags, premade chocolate pudding, and large pink pom-poms

**WHAT YOU DO:**

**BEFORE THE ACTIVITY:** Place two to three spoonful of chocolate pudding into a bag. This will be mud. Place three pom-poms in the bag on top of the pudding. These will be the pigs. Tightly seal the bag. You need one bag per three children.

**DURING THE ACTIVITY:** Give every three children a bag. Invite the children to move the pigs around in the mud.

**AFTER THE ACTIVITY:** Discard bags.

**WHAT YOU SAY:**

**BEFORE THE ACTIVITY:** “Pigs love mud!”

**DURING THE ACTIVITY:** “We have a bag of mud with three pigs in it! (*Hold up.*) Let’s work together with our friends to help the pigs roll in the mud.” (*Do activity.*)

**AFTER THE ACTIVITY:** “That was so much fun! Today, we will hear a Bible story about how a boy was so hungry that he wanted to eat pig food!”

**TRANSITION:** Move to Worship and Story by oinking like pigs as you move to the story area.



PRELUDE

SOCIAL

WORSHIP

STORY

GROUPS

HOME

15 MINUTES

## BIBLE STORY

God loves me no matter what.

**PRODIGAL SON**  
**LUKE 15:11-24**



## EXPLORE

an activity that channels a preschooler's innate curiosity into a discussion of the week's crucial concepts

## MEMORY VERSE

"Nothing at all can separate us from God's love."

**ROMANS 8:39, NIRV**

## KEY QUESTION

Who loves you?

## BOTTOM LINE

God loves me.

## BASIC TRUTH

God loves me.

### 3. LEMONADE STAND

**WHAT YOU NEED:** "Ollie Dollars" Activity Page, cardstock, plastic pitchers, spoons, plastic cups, play lemons, toy cash register, and a table

#### WHAT YOU DO:

**BEFORE THE ACTIVITY:** Copy the "Ollie Dollars" Activity Page onto cardstock and cut out. Make enough copies to provide three "Ollie Dollars" per child. Set all of the supplies on the table to create a lemonade stand.

**DURING THE ACTIVITY:** Let the children gather around the table and play "lemonade stand." One child may be the cashier, several children can make the lemonade, and the others can line up with the "Ollie Dollars" to buy a cup. Call out "SWITCH" periodically to encourage them to switch roles throughout the activity.

**AFTER THE ACTIVITY:** Gather all cups, pitchers, play lemons, spoons, "Ollie Dollars," and the cash register for clean-up. Set "Ollie Dollars" aside for another activity after large group.

#### WHAT YOU SAY:

**BEFORE THE ACTIVITY:** "Let's play 'Lemonade Stand,' but this time, we'll add some special 'Ollie Dollars.' You must pay for a cup of lemonade with an 'Ollie Dollar.' Some friends can make the lemonade, some can stand in line to pay, and one friend can be the cashier who takes the money and puts it in the cash register. If you hear me say, 'SWITCH,' make sure you move to a different spot so everyone gets a chance to play all of the roles."

**AFTER THE ACTIVITY:** "You did an awesome job! You needed money to buy a cup of lemonade. Today, we'll hear a story about a man who spent ALL of his money! Let's go find out what happened."

**TRANSITION:** Move to Worship and Story by continuing to play lemonade stand. Call out the steps for making lemonade: gathering the lemons, squeezing out the juice, adding water and sugar, stirring it up, pouring it into a cup, handing over the money to the cashier, putting the money in the cash register, serving the lemonade, enjoying a delicious cup of lemonade!



PRELUDE

SOCIAL

WORSHIP

STORY

GROUPS

HOME

25 MINUTES

**HEAR  
FROM GOD**  
MEMORY VERSE  
REVIEW



**PLAY**

an activity that encourages preschoolers to follow guidelines while having fun and learning new concepts

**BIBLE STORY**

God loves me no matter what.

**PRODIGAL SON**  
**LUKE 15:11-24**

**MEMORY VERSE**

“Nothing at all can separate us from God’s love.”

**ROMANS 8:39, NIRV**

**KEY QUESTION**

Who loves you?

**BOTTOM LINE**

God loves me.

**BASIC TRUTH**

God loves me.

**1. LEMONADE**

Be sure to list the items you will be using today on the “Allergy Alert Poster” and post it at the door to your room.

**WHAT YOU NEED:** Allergy alert poster, cardstock, clear plastic pitcher, sugar, water, large spoon, small plastic cups, and lemonade mix

**WHAT YOU DO:**

**BEFORE THE ACTIVITY:** Copy “Allergy Alert Poster” on cardstock and hang on the door. Have the children sit in front of you.

**DURING THE ACTIVITY:** Make the lemonade according to the directions on the lemonade mix. Be sure to show and explain each step of the process to the children. Pour the lemonade into the cups for the children. As the children drink, ask them if they can separate the sugar that you added from the lemonade that they are drinking. Ask them if they can separate the water. Explain that is how God’s love is. You can never separate us from God’s love.


**AFTER THE ACTIVITY:** Say the memory verse with the children.

**WHAT YOU SAY:**

**BEFORE THE ACTIVITY:** “Let’s make lemonade together!”

**DURING THE ACTIVITY:** “First, I need to add the sugar. (Pause.) Next, I add the lemonade mix and water. (Pause.) That looks yummy (stir the lemonade). Who would like a cool drink of lemonade? (Pause and serve lemonade.) That is so good! While you drink your lemonade, could you please take all of the sugar out of it? (Pause.) What? You can’t take out just the sugar? (Pause.) Okay, then let’s all take out the water from our lemonade. (Pause.) You are right! You cannot separate the sugar or the water from lemonade! That is just like God’s love! You cannot separate us from God’s love!”

**AFTER THE ACTIVITY:** “Let’s say our memory verse together. ‘Nothing at all can ever separate us from God’s love,’ Romans 8:39. That’s right! Nothing can separate us from God’s love! **Who loves you? God loves me!**”



25 MINUTES

**TALK**  
**ABOUT GOD**  
BIBLE STORY  
REVIEW



**IMAGINE**

an activity that lets preschoolers pretend, imagine, and role play to enhance their learning

**BIBLE STORY**

God loves me no matter what.

**PRODIGAL SON**  
**LUKE 15:11-24**

**MEMORY VERSE**

“Nothing at all can separate us from God’s love.”

**ROMANS 8:39, NIRV**

**KEY QUESTION**

Who loves you?

**BOTTOM LINE**

God loves me.

**BASIC TRUTH**

God loves me.

**2. RUNNING OUT OF MONEY**

**WHAT YOU NEED:** “Food, Clothing, Toys” Activity Pages, cardstock, “Ollie Dollars” from earlier activity, three empty wipe containers or empty rectangular tissue boxes, scissors, and floor tape

**WHAT YOU DO:**

**BEFORE THE ACTIVITY:** Copy the “Food, Clothing, Toys” Activity Pages onto cardstock and cut apart. Make two or three copies of each page, enough so that each child has one picture of food, one picture of clothing, and one picture of a toy for the activity. Use the tape to mark a path for the children to walk along on the floor of your activity area. Set the three empty wipes or tissue boxes along the path. Next to each box, stack the pictures as follows: place the food pictures next to the first box, the clothing pictures next to the second box, and the toy pictures next to the third box.

**DURING THE ACTIVITY:** Line up the children at the start of the path. Talk about how the father in our story today gave his son the money he’d been saving and the boy spent it ALL. Give each child three “Ollie Dollars.” Encourage them to stop at each box, select a card and pay for the item (*food, clothing, or toys*) by placing one of their “Ollie Dollars” into the box. When they get to the end, point out that they’ve spent all of their money, just like the son in our story did.

**AFTER THE ACTIVITY:** Gather the “Ollie Dollars,” the pictures, and boxes for clean-up.


**WHAT YOU SAY:**

**BEFORE THE ACTIVITY:** “Friends, let’s line up here in front of our path. Today, we heard the story Jesus told about a father and son. The son asked his dad to give him the money he’d been saving for a long time. The son took the money and went far away. Does anyone remember what he did with that money? (*Pause.*) Yes! He spent it ALL! He bought toys, food, and clothes. He kept spending until all of the money was gone. I want you to walk along the path here, one friend at a time. As you pass each box, I want you to select a card and then pay for that item by placing one of your “Ollie Dollars” into the box.”

**DURING THE ACTIVITY:** “Okay, friends. Let’s take turns. Make sure you pay for each item as you go and give every friend a turn!”



first look™  
SMALL GROUP



WEEK

THREE

MAY 2020

SMALL GROUP

3-5

YEAR-OLDS

PRELUDE

SOCIAL

WORSHIP

STORY

GROUPS

HOME

25 MINUTES

TALK  
ABOUT GOD  
BIBLE STORY  
REVIEW



IMAGINE

an activity that lets preschoolers pretend, imagine,  
and role play to enhance their learning

**AFTER THE ACTIVITY:** "What happened to all of your money? (Pause.) You spent it? All of it? That's like the young man in our story today. He spent all of his father's money. Does anyone remember what happened next? (Pause.) Yes! He decided to return home to say he was so sorry. What did the father do when he saw his son coming? (Pause.) He ran and hugged his son. He forgave him. The father LOVED his son, no matter what. And that's how God loves us, with a no-matter-what kind of love. Tell me, **who loves you? God loves me.**"



PRELUDE

SOCIAL

WORSHIP

STORY

GROUPS

HOME

25 MINUTES

**LIVE  
FOR GOD  
APPLICATION  
ACTIVITY**



**THINK**

an advanced activity specifically designed for older preschoolers

**BIBLE STORY**

God loves me no matter what.

**PRODIGAL SON  
LUKE 15:11-24**

**MEMORY VERSE**

"Nothing at all can separate us  
from God's love."

**ROMANS 8:39, NIRV**

**KEY QUESTION**

Who loves you?

**BOTTOM LINE**

God loves me.

**BASIC TRUTH**

God loves me.

**3. SHOP**

**WHAT YOU NEED:** "Ollie Dollars" Activity Page, cardstock, scissors, and trinkets or small toys (*two per child*)

**WHAT YOU DO:**

**BEFORE THE ACTIVITY:** Copy the "Ollie Dollars" Activity Page onto the cardstock and cut on the dotted lines. Each child will need two "Ollie Dollars." Lay the trinkets or toys out in the activity area in a store-like fashion.

**DURING THE ACTIVITY:** Give each child two "Ollie Dollars" and invite them to go shopping. Explain to the children that each toy or trinket is worth one "Ollie Dollar." They can choose two toys for their two dollars. They may only have two.

**AFTER THE ACTIVITY:** Continue the activity until all of the children have shopped for two items.

**WHAT YOU SAY:**

**BEFORE THE ACTIVITY:** "Let's go shopping!"

**DURING THE ACTIVITY:** "You have two dollars to spend. You may choose only two items. (*Point.*) Be sure to make good choices and not waste your money." (*Do activity.*)

**AFTER THE ACTIVITY:** "Way to go! You are very smart shoppers! The boy in our Bible story today did not make good choices with his money, but his dad loved him, anyway! Just like God loves us, always! **Who loves you? God loves me!**"

PRELUDE

SOCIAL

WORSHIP

STORY

GROUPS

HOME

25 MINUTES

**LIVE  
FOR GOD  
APPLICATION  
ACTIVITY**



**MOVE**

an activity that uses a preschooler's natural desire to move to help them learn

**BIBLE STORY**

God loves me no matter what.

**PRODIGAL SON  
LUKE 15:11-24**

**MEMORY VERSE**

"Nothing at all can separate us from God's love."

**ROMANS 8:39, NIRV**

**KEY QUESTION**

Who loves you?

**BOTTOM LINE**

God loves me.

**BASIC TRUTH**

God loves me.

**4. HAPPY OR SAD?**

**WHAT YOU NEED:** Two pieces of yellow poster board, a thick black marker, and wall tape

**WHAT YOU DO:**

**BEFORE THE ACTIVITY:** Draw a large happy face with the black marker on one poster board and a large sad face on the other. Use the wall tape to hang the faces on opposite sides of your activity area at a child's eye level.

**DURING THE ACTIVITY:** Gather the children in the center of your activity area. Point out the smiley and frowny faces on the walls. Read the scenarios below. If the children think it's a good choice, they should run to the happy face. If they think it's a bad choice, they should run to the sad face. Between each scenario, have the children run back to the center of the room.

**WHAT YOU SAY:**

**BEFORE THE ACTIVITY:** "Friends, come gather over here with me. Do you see the faces on the wall? Everyone point to the sad face. (Pause.) Great. Now, point to the smiley face. (Pause.) Good job! I'm going to read a choice. If you think it's a bad choice, run to the sad face. If you think it's a good choice, run to the happy face."

**DURING THE ACTIVITY:** "Everyone ready?"

1. Your mom said not to get a cookie because they were for later, but you took one anyway. Good choice or bad choice?
2. Your little brother is sad. You offer to build with blocks to help him feel better. Good choice or bad choice?
3. When you finish playing with the blocks, you leave them scattered all over the floor instead of putting them away. Good choice or bad choice?
4. Your dad asks you to help set the table. You collect all the napkins, forks, and spoons, and put them where they go on the table. Good choice or bad choice?
5. A friend asks if he can have a turn on the swings. You say, "Sure," and hop off the swing so he can have a turn. Good choice or bad choice?

PRELUDE

SOCIAL

WORSHIP

STORY

GROUPS

HOME

25 MINUTES

**LIVE  
FOR GOD  
APPLICATION  
ACTIVITY**




## MOVE

an activity that uses a preschooler's natural desire to move to help them learn

6. When your Mom says you need to wash your hands before you can have a snack, you stomp your feet and say, "I don't want to!" Good choice or bad choice?
7. Your Dad gives you a five-minute warning that it's almost time to leave the playground at the park. When the five minutes are up and he says it's time to go, you say, "Okay Dad," and leave without complaining. Good choice or bad choice?
8. A friend lets you ride his scooter. You don't want to give it back. Good choice or bad choice?

**AFTER THE ACTIVITY:** "Good job, friends. We make so many choices every day. Sometimes, we make good ones, and sometimes we don't. The good news for us is that God LOVES us, no matter what. He loves us when we make a good choice and when we make a bad one. He will always forgive us. Tell me, **who loves you? God loves me.**"



25 MINUTES

**LIVE  
FOR GOD  
APPLICATION  
ACTIVITY**



**CREATE**

an activity that allows preschoolers to review the Bible story, bottom line, or memory verse by creating a craft to take home

**BIBLE STORY**

God loves me no matter what.

**PRODIGAL SON  
LUKE 15:11-24**

**MEMORY VERSE**

“Nothing at all can separate us from God’s love.”

**ROMANS 8:39, NIRV**

**KEY QUESTION**

Who loves you?

**BOTTOM LINE**

God loves me.

**BASIC TRUTH**

God loves me.

**5. PATH**

**WHAT YOU NEED:** “Path” and “Boy” Activity Pages, cardstock, craft blade, small craft sticks, scissors, clear tape, and crayons

**WHAT YOU DO:**

**BEFORE THE ACTIVITY:** Copy the “Path” Activity Page onto the cardstock. Use the craft blade to cut a slit along the path on the Activity Page. Copy the “Boy” Activity Page onto the cardstock and cut on the dotted lines. Each child will need one cutout.

**DURING THE ACTIVITY:** Give each child a “Path” Activity Page and the crayons. Invite the children to color the Activity Page. Help the child tape the “Boy” cut-out to the top of a craft stick. Place the bottom of the craft stick through the slit and help the children move the boy along the path.

**WHAT YOU SAY:**

**BEFORE THE ACTIVITY:** “The boy in our Bible story today made some bad choices but came home to his father. His father still loved him even though he made bad choices.”

**DURING THE ACTIVITY:** (Give each child an Activity Page.) “This is like the path that the boy traveled home to his father. Use your crayons to color the grass and the trees. (Do activity.) Great job! Now, we will make the boy so he can go home to his father.” (Finish activity.)

**AFTER THE ACTIVITY:** “Your crafts are so cool! The boy can go down the path to his father (demonstrate). The father still loved his son no matter what he did. Just like God will always love us no matter what! **Who loves you? God loves me!**”

PRELUDE

SOCIAL

WORSHIP

STORY

GROUPS

HOME

25 MINUTES

**PRAY  
TO GOD**  
PRAYER  
ACTIVITY



**REFLECT**

an activity that encourages personal application and prayer

**BIBLE STORY**

God loves me no matter what.

**PRODIGAL SON**  
**LUKE 15:11-24**

**MEMORY VERSE**

"Nothing at all can separate us  
from God's love."

**ROMANS 8:39, NIRV**

**KEY QUESTION**

Who loves you?

**BOTTOM LINE**

God loves me.

**BASIC TRUTH**

God loves me.

**6. JOURNAL AND PRAYER**

**WHAT YOU NEED:** Paperclip "Memory Verse Card" in your Bible at Romans 8:39. Provide a journal and a fun-shaped pen for each small group. You will also need two small, heart stickers for each child.

**SMALL GROUP LEADER (SGL):** "It's small group time. Today we'll make silly faces while we walk to our small group spot. Show me your silly faces."

*(Pause and look around.)*

**SGL:** "Whoa! Those are some super silly faces! Keep making your silly faces and follow me to our small group spot!"

*(Make a silly face as you lead the children to your small group spot.)*

**LEADER:** "We made it! Let's sit down and talk about today's Bible story. One, two, three, sit down with me!"

*(Open the Bible and lay it open in front of the children.)*

**SGL:** "Jesus told us a story about a father who loved his son, no matter what. Even though the son had gone away and wasted all of his money, the father still loved him and wanted him to come home.

"Jesus told us this story because He wanted us to know that God loves us no matter what, too. Even when we make silly faces! Nothing can ever separate you from God's love.


"Hey, that's the Bible verse we are learning!"

*(Turn the pages of your Bible to the Memory Verse Card.)*

**SGL:** "It says, 'Nothing at all can ever separate us from God's love,' Romans 8:39."

*(Close Bible and lay it down.)*

**SGL:** "Let's stand up and say that together with the motions."



PRELUDE      SOCIAL      WORSHIP      STORY      **GROUPS**      HOME

25 MINUTES

**PRAY  
TO GOD  
PRAYER  
ACTIVITY**



**REFLECT**  
an activity that encourages personal application and prayer

**CHILDREN AND SGL:** "Nothing at all (*shake head and wave your arms in front of you*) can separate (*lock your fingers together*) us from God's (*point up with both hands*) love (*hug yourself*). Romans 8:39." (*Open your hands like a book.*)

(Repeat the verse with motions a few times.)

**SGL:** "That verse is awesome, and so are you! Way to go!"

(Give each child a fist bump.)

**SGL:** "Now, let's sit down so we can write in our prayer journal and talk to God."

(Hold journal and fun-shaped pen.)

**SGL:** "Today we are going to thank God for loving us, no matter what. I will write everyone's name in our prayer journal. When I say your name, I will give you one heart sticker to put beside your name and one to put on your shirt. When you put the heart sticker by your name, I want you to say, '**God loves me.**' Got it? Here we go!"

(Say each child's name as you write it. Remember to print the names so the children recognize their names and the letters. Each time you write a child's name, give them one heart sticker to put beside their name and one to put on their shirt.)

**SGL:** "Look at all of these hearts! I hope every time you see a heart, you think about how much God loves you. **Who loves you?"**

**CHILDREN AND SGL:** "**God loves me!**"

**SGL:** "He sure does! Let's pray and thank God for loving us so much. Would anyone like to pray before I pray?"

(Give each child who wants to pray the opportunity to do so.)

**PRAYER**

**SGL:** "Dear God, thank You for loving (*name each child*), and me, no matter what. We try to do what is right, but sometimes we mess up. It makes us feel so good to know that nothing at all can ever separate us from Your love. In Jesus' name, amen."