

GOD LOVES ME.

WEEK

FIVE

MAY 2020

SMALL GROUP

3-5

YEAR-OLDS



first look™

TEAM

CEO

Reggie Joiner

DIRECTOR OF MESSAGING

Kristen Ivy

DIRECTOR OF PRESCHOOL STRATEGY

Brittany Compton Robertson

DIRECTOR OF CURRICULUM

Kathy Hill

DESIGN AND BRAND MANAGER

Sharon van Rossum

CREATIVE TEAM

Brittany Compton Robertson

Kathy Hill

Autumn Ward

Ashley Hiers

Donna High

Sharon van Rossum

Deb Springer

McKenzie Causey

Missy Purcell

WRITERS

Donna High

Emily Meredith

Autumn Ward

Ashley Hiers


USER AGREEMENT

Scripture marked NIV is taken from the Holy Bible, New International Reader's Version™, Copyright © 1995, 1996, 1998 by International Bible Society. Used by permission of Zondervan Publishing House. All rights reserved.

These resources are intended to be downloaded and printed for use by the subscribing entity only and may not be electronically transferred to or duplicated by other non-subscribing entities. Any unauthorized reproduction of this material or incorporation into a new work is a direct violation of US copyright laws. ©2019 The reThink Group. All rights reserved. First Look® and the First Look® logo are trademarks of The reThink Group.

"STATEMENT OF FAITH" USER AGREEMENT

Orange gladly grants permission to churches, schools, and other licensees to tailor First Look® materials to fit their unique leadership requirements, locale and format preferences, and physical environment needs. However, if you wish to edit the content substantively, including Bible stories, learning activities, scripts, and any other content in which biblical principles and concepts are presented, you are obligated to do so within the doctrinal guidelines we've expressed in our Statement of Faith.



PRELUDE SOCIAL WORSHIP STORY GROUPS HOME



BIBLE STORY

God loves me, and I am special to Him.

THE LOST COIN
LUKE 15: 8-10

MEMORY VERSE

“Nothing at all can separate us from God’s love.”

ROMANS 8:39, NIRV

KEY QUESTION

Who loves you?

BOTTOM LINE

God loves me.

BASIC TRUTH

God loves me.

PRELUDE: Setting the tone for the experience

For Leaders Only
Monthly Overview
Create the Environment

15
MIN

SOCIAL: Providing time for fun interaction

Offer one or more of these activities as preschoolers arrive.
Coin Counting
Let’s Celebrate!
Coin Search

10
MIN

WORSHIP: Inviting people to respond to God

God Loves Me Specially
Perfectly Made

10
MIN

STORY: Communicating God’s truth in engaging ways

Introductory Sketch
Bible Story
Prayer

25
MIN

GROUPS: Creating a safe place to connect

Offer as many of these activities as your time, facilities, resources, and leadership allow.
Together
Sounds of Celebration
Hidden Coins
Celebration Parade!
Lots of Love
Journal and Prayer

HOME: Prompting action beyond the experience

Going Home
Parent Cue

PRELUDE

SOCIAL

WORSHIP

STORY

GROUPS

HOME

15 MINUTES

BIBLE STORY

God loves me, and
I am special to Him.

THE LOST COIN
LUKE 15: 8-10

MEMORY VERSE

“Nothing at all can separate us
from God’s love.”

ROMANS 8:39, NIRV

KEY QUESTION

Who loves you?

BOTTOM LINE

God loves me.

BASIC TRUTH

God loves me.



MOVE

an activity that uses a preschooler’s natural desire to move
to help them learn

1. COIN COUNTING

WHAT YOU NEED: Ten yellow paper plates and a permanent marker

WHAT YOU DO:

BEFORE THE ACTIVITY: Use the permanent marker to write the numbers, 1-10 on the center of each plate, one number per plate. Hide the plates around the classroom for the children to find.

DURING THE ACTIVITY: Gather the children in your activity area. Explain that there are ten coins hidden around the room. Allow the children to search until all ten “coins” are found. Then, work together to put them in order, counting to ten together. If time allows, have the children close their eyes as you hide the coins, again. After all plates are found, put them in order and count to ten.

WHAT YOU SAY:

DURING THE ACTIVITY: “Friends, come over here with me! I’ve hidden ten coins around the room. Let’s work together to find all ten. Then, we’ll put them in order and count together.”

AFTER THE ACTIVITY: “Great finding and counting, friends! How many coins did we find? Yes, we found all ten! In our Bible story today, we’ll hear about a woman who had ten coins, but she lost one! Do you think she found it? Let’s go find out.”

TRANSITION: Move to Worship and Story by calling out a number between one and ten for the children to count to. Feel free to add motions, too. For example, “Let’s hop eight times.” Children will count out loud as they hop.

PRELUDE

SOCIAL

WORSHIP

STORY

GROUPS

HOME

15 MINUTES

BIBLE STORY

God loves me, and I am special to Him.

THE LOST COIN
LUKE 15: 8-10

MEMORY VERSE

"Nothing at all can separate us from God's love."

ROMANS 8:39, NIRV

KEY QUESTION

Who loves you?

BOTTOM LINE

God loves me.

BASIC TRUTH

God loves me.



PLAY

an activity that encourages preschoolers to follow guidelines while having fun and learning new concepts

2. LET'S CELEBRATE!

(Note: The party horns made in this activity will be used during the "Sounds of Celebration" story review activity.)

WHAT YOU NEED: Solid color party horns, glitter glue pens, and an assortment of fun stickers

WHAT YOU DO:

DURING THE ACTIVITY: Encourage the children to decorate a party horn with fun stickers. Use glitter glue pens to write their names for them or just let them make their own glitter designs. Set the horns aside during story time.

WHAT YOU SAY:

DURING THE ACTIVITY: (Blow a party horn.) "Come make a party horn with me! You can decorate it however you want. I have stickers and glitter pens. Have fun with it!"

AFTER THE ACTIVITY: "Your party horns look awesome! Party horns make celebrations even more fun! We can use party horns to celebrate birthdays and Easter and Christmas. The woman in our story today celebrated something, too. I can't wait to find out what it is!"

TRANSITION: Move to Worship and Story while clapping your hands together to celebrate that it is story time.

PRELUDE

SOCIAL

WORSHIP

STORY

GROUPS

HOME

15 MINUTES

BIBLE STORY

God loves me, and
I am special to Him.

THE LOST COIN
LUKE 15: 8-10

MEMORY VERSE

“Nothing at all can separate us
from God’s love.”

ROMANS 8:39, NIRV

KEY QUESTION

Who loves you?

BOTTOM LINE

God loves me.

BASIC TRUTH

God loves me.



IMAGINE

an activity that lets preschoolers pretend, imagine,
and role play to enhance their learning

3. COIN SEARCH

WHAT YOU NEED: Three or four 16 oz. water bottles (*empty*), rice, coins (*pretend or real*), and a hot glue gun

WHAT YOU DO:

BEFORE THE ACTIVITY: Remove the labels and make sure each water bottle is empty and dry. Add one coin to each water bottle then cover with rice, leaving about an inch clearance at the top. Secure lid tightly then run a bead of hot glue around the top of the lid to seal.

DURING THE ACTIVITY: Encourage the children to shake the rice in the bottles to reveal the coin. Ask the children how many coins they find. Encourage them to share the bottles so that every friend has a chance to find a coin.


AFTER THE ACTIVITY: Collect all the bottles for clean-up.

WHAT YOU SAY:

BEFORE THE ACTIVITY: “There is something hidden inside these bottles. Shake the rice around to see if you can find the hidden item.”

AFTER THE ACTIVITY: “What did you find? (*Pause.*) That’s right! How many coins did you find in your bottle? (*Pause.*) One! In our Bible story today, we’ll hear about a woman who searched and searched for one lost coin. It was very important to her. Let’s go find out what happened!”

TRANSITION: Move to Worship and Story by pretending to search for a lost coin. Give the children specific places or ways to look. Examples: “Let’s look up high,” or “Let’s look down low,” or “Let’s put on our glasses” (*circle up fingers and place in front of eyes*).



PRELUDE

SOCIAL

WORSHIP

STORY

GROUPS

HOME

25 MINUTES

**HEAR
FROM GOD**
MEMORY VERSE
REVIEW



MOVE

an activity that uses a preschooler's natural desire to move to help them learn

BIBLE STORY

God loves me, and I am special to Him.

THE LOST COIN
LUKE 15: 8-10

1. TOGETHER

WHAT YOU NEED: No supplies needed

WHAT YOU DO:

BEFORE THE ACTIVITY: Have the children stand in a circle.

DURING THE ACTIVITY: Ask the children to hold hands while they say the memory verse. Repeat several times.

WHAT YOU SAY:

BEFORE THE ACTIVITY: "Our memory verse tells us that nothing can SEPERATE us from God's love."

DURING THE ACTIVITY: "Let's hold hands and not SEPERATE while we say our memory verse." (Do activity.)

AFTER THE ACTIVITY: "God loves us so much, and He will never leave us! **Who loves you? God loves me!**"

MEMORY VERSE

"Nothing at all can separate us from God's love."

ROMANS 8:39, NIRV

KEY QUESTION

Who loves you?

BOTTOM LINE

God loves me.

BASIC TRUTH

God loves me.



PRELUDE

SOCIAL

WORSHIP

STORY

GROUPS

HOME

25 MINUTES

TALK
ABOUT GOD
BIBLE STORY
REVIEW



CREATE

an activity that allows preschoolers to review the Bible story, bottom line, or memory verse by creating a craft to take home

BIBLE STORY

God loves me, and
I am special to Him.

THE LOST COIN
LUKE 15: 8-10

MEMORY VERSE

"Nothing at all can separate us
from God's love."

ROMANS 8:39, NIRV

KEY QUESTION

Who loves you?

BOTTOM LINE

God loves me.

BASIC TRUTH

God loves me.

2. SOUNDS OF CELEBRATION

WHAT YOU NEED: "Lost Coin Story Sticker" Activity Page, Avery® #5160 labels or equivalent, and the party horns the children made during the "Let's Celebrate" activity

WHAT YOU DO:

BEFORE THE ACTIVITY: Make enough copies of "Lost Coin Story Sticker" on label paper for each child to have one sticker.

DURING THE ACTIVITY: Give each child a "Lost Coin Story Sticker" to go on the party horn they decorated during the "Let's Celebrate" activity. The children will blow their horns while you review the story.

WHAT YOU SAY:

DURING THE ACTIVITY: "I need everyone to get your party horn. We will use them to retell today's Bible story. First, put this sticker on your party horn. (*Give each child a 'Lost Coin Story Sticker.'*) This sticker will let Mommy and Daddy know what story we heard today. There! Now, get your party horns ready. When I say, 'Blow your horn,' I want you to blow your horn!

"Today's Bible story was about a woman who lost a coin. It was special to her so she looked and looked for it. She looked over there. (*Look to the left with hand over your eyes.*) No coin. She looked over there. (*Look to the right with hand over your eyes.*) No coin. Then, she saw something shiny on the floor. Get ready to blow your party horns, because the woman found her special coin! She was so excited that she told her friends, and they celebrated with her! (*Encourage the children to blow their horns.*) Yay! She found her coin! Yay! She found her coin!"

AFTER THE ACTIVITY: "We have something to celebrate today. God loves you, and you are very special to Him! **Who loves you? God loves me!** That is SO worth celebrating! Let's say that again, only this time let's blow our horns. **Who loves you? God loves me!** (*Blow horn*) **Who loves you? God loves me!**" (*Blow horn*)

(Repeat as long as the children are having fun.)



first look™
SMALL GROUP



WEEK
FIVE
MAY 2020

SMALL GROUP
3-5
YEAR-OLDS

PRELUDE

SOCIAL

WORSHIP

STORY

GROUPS

HOME

25 MINUTES

**LIVE
FOR GOD
APPLICATION
ACTIVITY**



THINK

an advanced activity specifically designed for older preschoolers

BIBLE STORY

God loves me, and I am special to Him.

**THE LOST COIN
LUKE 15: 8-10**

MEMORY VERSE

“Nothing at all can separate us from God’s love.”

ROMANS 8:39, NIRV

KEY QUESTION

Who loves you?

BOTTOM LINE

God loves me.

BASIC TRUTH

God loves me.

3. HIDDEN COINS

WHAT YOU NEED: “Lost Coins” Activity Page, cardstock, washable markers or crayons

WHAT YOU DO:

BEFORE THE ACTIVITY: Copy the “Lost Coins” Activity Page onto cardstock, one per child. Place the markers or crayons on the table.

DURING THE ACTIVITY: Pass out a “Lost Coins” Activity Page to each child. Encourage the children to search the picture to find ten coins. When they find a coin on the page, they circle it with a crayon or marker. When they’ve found all ten coins, children may color the rest of the page.

WHAT YOU SAY:

DURING THE ACTIVITY: “This is the scene from our Bible story today. The woman in our story searched for one lost coin! But on this page, ten coins are hidden. Do you think you can find all ten? I think you can. As you find a coin, circle it with your crayon or marker.”

AFTER THE ACTIVITY: “What great finders you are! Let’s count all ten of the coins we found together. (Lead children to point to the coins as they count to ten.) The woman in our Bible story searched and searched and was SO happy when she found the coin. It was special her! And guess what? YOU are special to God because **God loves you.**”

PRELUDE

SOCIAL

WORSHIP

STORY

GROUPS

HOME

25 MINUTES

**LIVE
FOR GOD
APPLICATION
ACTIVITY**



MOVE

an activity that uses a preschooler's natural desire to move to help them learn

BIBLE STORY

God loves me, and I am special to Him.

**THE LOST COIN
LUKE 15: 8-10**

MEMORY VERSE

"Nothing at all can separate us from God's love."

ROMANS 8:39, NIRV

KEY QUESTION

Who loves you?

BOTTOM LINE

God loves me.

BASIC TRUTH

God loves me.

4. CELEBRATION PARADE!

WHAT YOU NEED: Various musical instruments

WHAT YOU DO:

BEFORE THE ACTIVITY: Place the musical instruments in your activity area.

DURING THE ACTIVITY: Pass out the instruments to the children and have them line up behind you. Explain that when you raise your hands (*lift hands like a conductor*), the children may march and play their instruments for your celebration parade! Wave your arms back and forth like a conductor as you lead the children in a march around the room.

AFTER THE ACTIVITY: Lower your arms as a signal for the children to stop playing and marching. Collect all of the instruments for clean-up.

WHAT YOU SAY:

BEFORE THE ACTIVITY: "What did the woman do when she found her coin? (*Pause.*) She celebrated! Let's have our own celebration parade. In just a moment, I will give you an instrument to play. When you receive your instrument, you must wait until I raise my arms like this (*Raise arms like a conductor*). Then, follow me as we march around the room. Let's stay in line, friends. When I put my arms down like this, what do you think that means? (*Pause.*) Yes! It means to stop playing. Okay, here we go!"

AFTER THE ACTIVITY: "Now that was a fun celebration parade! Why do you think the woman celebrated when she finally found her coin? (*Pause.*) Yes. She celebrated because it was so special to her. Are you special God? (*Pause.*) You are SO special to God, and He loves you very much. One more time, tell me, **who loves you? God loves me.**"



PRELUDE

SOCIAL

WORSHIP

STORY

GROUPS

HOME

25 MINUTES

**LIVE
FOR GOD
APPLICATION
ACTIVITY**



CREATE

an activity that allows preschoolers to review the Bible story, bottom line, or memory verse by creating a craft to take home

BIBLE STORY

God loves me, and I am special to Him.

**THE LOST COIN
LUKE 15: 8-10**

5. LOTS OF LOVE

WHAT YOU NEED: "Gingerbread Person Outline" Activity Page, cardstock, crayons, and heart stickers

WHAT YOU DO:

BEFORE THE ACTIVITY: Make a copy of "Gingerbread Person Outline" on cardstock for each child.

(Suggestion: Choose colors of cardstock that reflect diversity. Every child should see himself or herself.)

MEMORY VERSE

"Nothing at all can separate us from God's love."

ROMANS 8:39, NIRV

DURING THE ACTIVITY: Encourage the children to use crayons to make their "Gingerbread Person Outline" look like them. Give each child one heart sticker to go on their page. Send at least 10 heart stickers home with each child so they can use their "Gingerbread Person Outline" to play a game with their family.

KEY QUESTION

Who loves you?

WHAT YOU SAY:

DURING THE ACTIVITY: "God made you. That means God loves you, and you are very special to Him. There is no one else like you! Today YOU are going to make this (hold up an Activity Page) look like YOU!" (Go to each child and talk about their self-portrait and how special they are to God.)

BOTTOM LINE

God loves me.

AFTER THE ACTIVITY: "Your pictures look amazing! Each one is special because God made each of YOU special! And the heart that you put on your picture is because God loves you. I am sending a lot of hearts home with you so you can play a game with your family. The goal is to get as many hearts as you can on the picture of you, because God loves you, A LOT! One more time, **who loves you? God loves me!**"

BASIC TRUTH

God loves me.



PRELUDE

SOCIAL

WORSHIP

STORY

GROUPS

HOME

25 MINUTES

**PRAY
TO GOD**
PRAYER
ACTIVITY



REFLECT

an activity that encourages personal application and prayer

BIBLE STORY

God loves me, and
I am special to Him.

THE LOST COIN
LUKE 15: 8-10

MEMORY VERSE

"Nothing at all can separate us
from God's love."

ROMANS 8:39, NIRV

KEY QUESTION

Who loves you?

BOTTOM LINE

God loves me.

BASIC TRUTH

God loves me.

6. JOURNAL AND PRAYER

WHAT YOU NEED: Paperclip "Memory Verse Card" in your Bible at Romans 8:39. Provide a journal and a fun-shaped pen for each small group. You will also need reward stickers or a hand stamp for saying the Bible verse.

SMALL GROUP LEADER (SGL): "It's small group time. I want each of you to walk your own special way to our small group spot. You can tip-toe or hop, or walk like a penguin. Choose however you want to walk! I will (*name your special way of walking*). Okay, follow me in your own special way!"

(*Walk in your own special way as you lead the children to your small group spot.*)

SGL: "That was fun! We all walked in our own special way. Cool! Now, let's sit down and talk about today's Bible story. One, two, three, sit down with me!"

(*Open the Bible and lay it in front of the children.*)

SGL: "Today, we heard a story about a woman who lost one of her coins. What did the woman do when she lost her coin? (*Pause.*) You're right! She looked and looked and looked until she found it. The coin must have been very special to her!


"Jesus told this story because He wants us to know that we are special to God. God loves us and wants us to always be with Him. And nothing, NOTHING, can ever separate us from God's love. Just like it says in the Bible verse we learned."

(*Turn the pages of your Bible to the Memory Verse Card.*)

SGL: "Let's say it one time together, then anyone who wants to say it can give it a try!"

CHILDREN AND SGL: "Nothing at all (*shake head and wave your arms in front of you*) can separate (*lock your fingers together*) us from God's (*point up with both hands*) love (*hug yourself*). Romans 8:39." (*Open your hands like a book.*)

SGL: "You sound awesome! Good job!"



PRELUDE

SOCIAL

WORSHIP

STORY

GROUPS

HOME

25 MINUTES

**PRAY
TO GOD
PRAYER
ACTIVITY**



REFLECT

an activity that encourages personal application and prayer

(Give each child a high five.)

SGL: "When it's your turn to say the Bible verse, you can stand up and try it."

(Say each child's name. Give each child the opportunity to say the verse on their own. Have your stickers or handstamp ready to give when they say it.)

SGL: "I am so proud of you, (name of child)! Here is your sticker (or handstamp)!"

(Repeat with each child as they try to say the Bible verse.)

SGL: "Now, it's time to write in our journal and pray."

(Hold journal and fun-shaped pen.)

SGL: "Today, I want to write down things that are special about us. When I say your name, tell me one thing that you like about yourself, something you think is pretty special."

"We already know we are special to God, simply because He made us and loves us. That is the most special thing about us! But we also have other things about us that are pretty special. Maybe it's the way you sing or run or draw. Maybe you have a special freckle or laugh. We are all special!"

"So, when I say your name, tell me something special about you, and I'll write it down."

(Say each child's name and write down what they say. Remember to print the names so the children recognize their names and the letters.)

SGL: "Wow! This is a special list about some very special people. Let's pray and thank God for loving us so much and making us special. Would anyone like to pray before I pray?"

(Give each child who wants to pray the opportunity to do so.)

PRAYER

SGL: "Dear God, sometimes we forget how special we are to You. Thank You for reminding us that we are special. Thank You for (name of child)'s special (what they listed.) And for (name of child)'s special (what they listed.)(Repeat with each child.) I hope we never forget that You made us and love us, and that makes us all pretty special! We love You, God. In Jesus' name, amen."