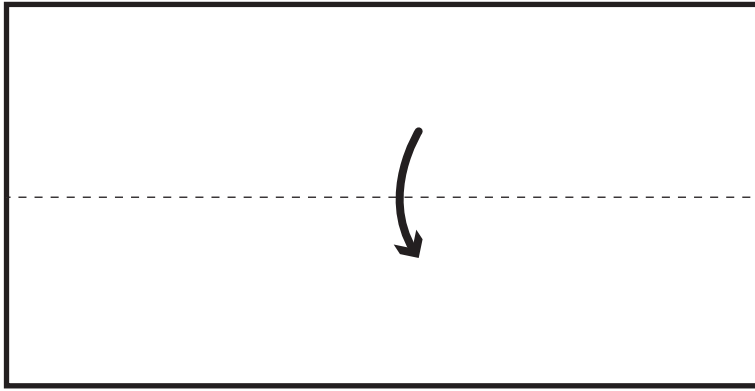
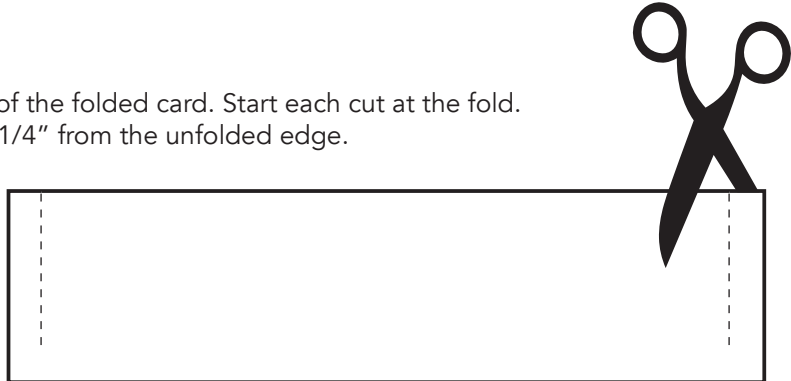


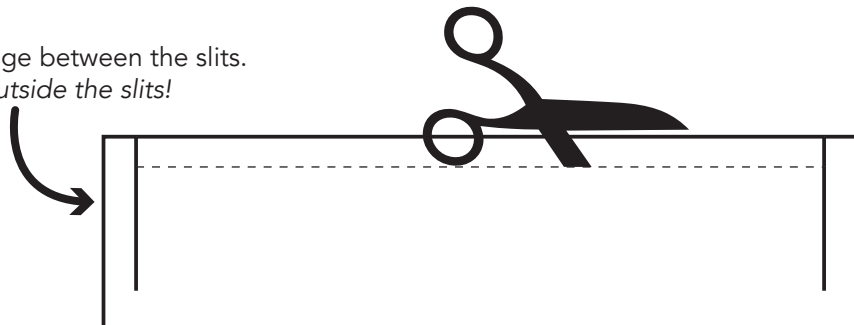
1 Fold card in half lengthwise.



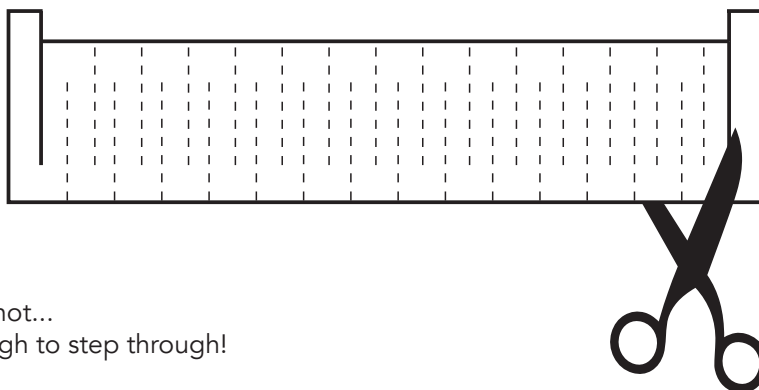
2 Cut two slits near the edges of the folded card. Start each cut at the fold. Each cut should end at least 1/4" from the unfolded edge.



3 Cut off the folded edge between the slits. *Don't cut the ends outside the slits!*



4 Cut alternating slits in the middle of the card (up/down from the folded edge as shown). As before, end each cut at least 1/4" from the edge.



5 Open the card. Believe it or not... you'll have a hole large enough to step through!

**What to Do:**  
Print one for each kid.