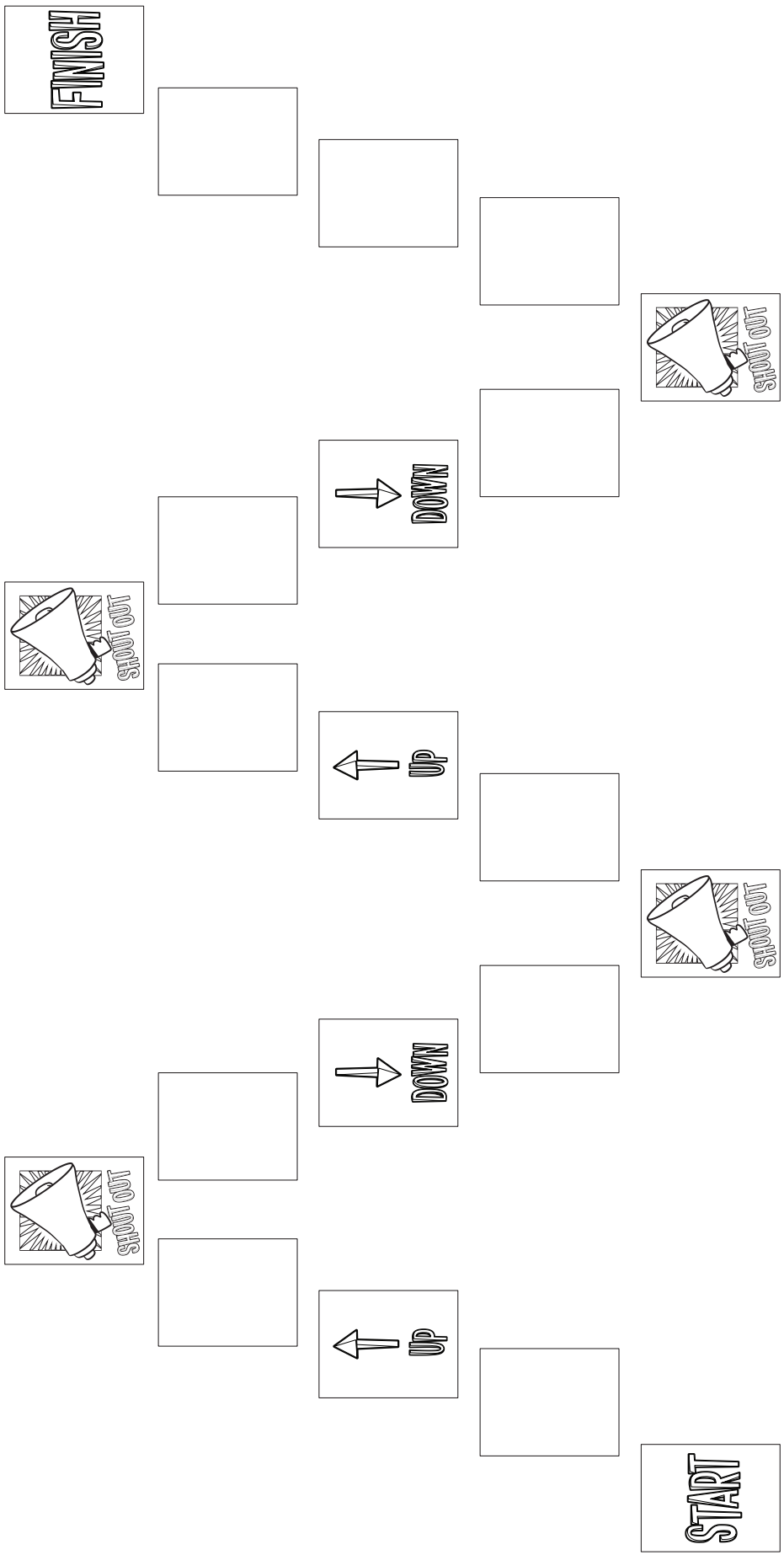



What to Do:
Print one for each kid.



What to Do:
 Print one for each small group.



SHOUT OUT SHOUT OUT

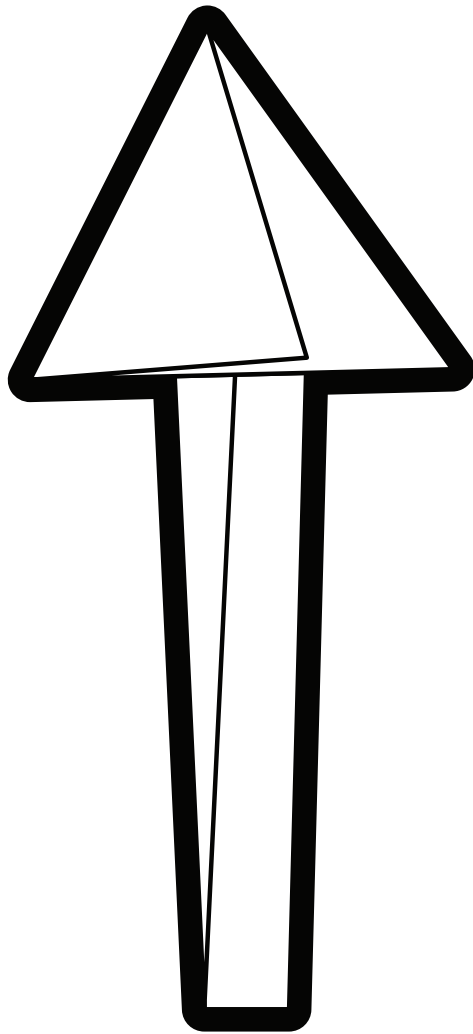
What to Do:

Print onto cardstock. Provide four for each small group.

"Shout-Out Tiles" Activity Page

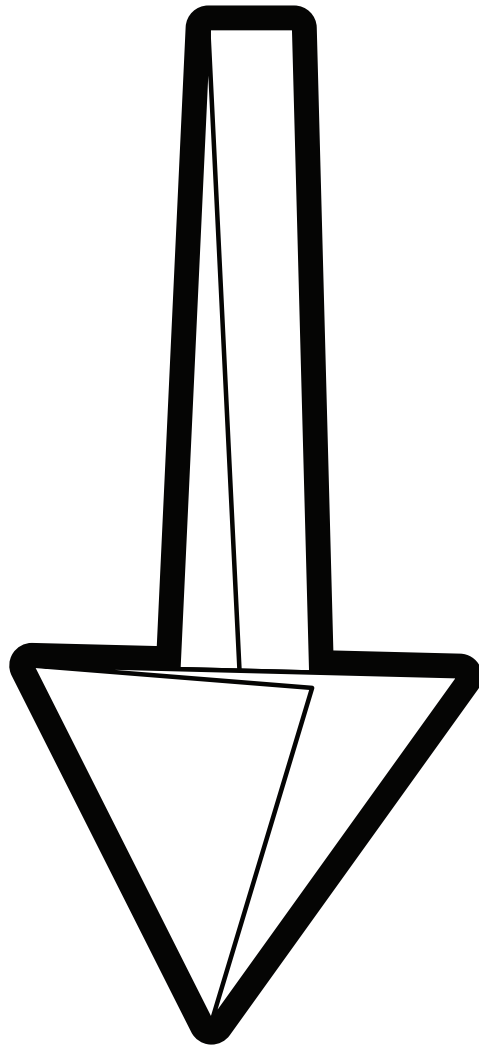
November 2020, Week 1, Small Group 2-3

©2020 The reThink Group, Inc. All rights reserved.



What to Do:

Print on cardstock. Provide two sets of arrows for each small group.



DOWN

What to Do:

Print on cardstock. Provide two sets of arrows for each small group.

"Arrow Tiles" Activity Page 2/2

November 2020, Week 1, Small Group 2-3
©2020 The reThink Group, Inc. All rights reserved.

START

What to Do:

Print on cardstock. Provide one set for each small group.

FINISH

What to Do:

Print on cardstock. Provide one set for each small group.

"Start/Finish Game Tiles" Activity Page 2/2

November 2020, Week 1, Small Group 2-3

©2020 The reThink Group, Inc. All rights reserved.

You scored the winning goal for your team. Move ahead two spaces.

You don't have any homework for the weekend. Move ahead two spaces.

You get to go to the park with friends. Move ahead two spaces.

You got a puppy. Move ahead two spaces.

You get to go to Disneyland. Move ahead two spaces.

Your teacher is having a pizza party for your class. Move ahead two spaces.

You are getting good grades. Move ahead two spaces.

Your room is clean. Move ahead two spaces.

What to Do:

Print and cut along the dashed lines. Provide one set for each small group.

**You missed the bus
for school. Move back
two spaces.**

**You found out you
are allergic to dairy and
can't have ice cream.
Move back two spaces.**

**Your friends are in
a fight. Move back
two spaces.**

**You have to clean your
room when your friends
are going to get pizza.
Move back two spaces.**

**You didn't make the
basketball team.
Move back two spaces.**

**You forgot to do
your homework.
Move back two spaces.**

**Your bike was stolen.
Move back two spaces.**

**Your brother broke
your game.
Move back two spaces.**

What to Do:

Print and cut along the dashed lines. Provide one set for each small group.

Give thanks to the LORD,

because he is good.

His faithful love

continues forever.

Give thanks to the LORD,

because he is good.

His faithful love

continues forever.

What to Do:

Print and cut only the horizontal middle line to separate the verse sets. Provide one set for each kid.

Give thanks to the Lord,

for he is good.

His love

endures forever.

Give thanks to the Lord,

for he is good.

His love

endures forever.

What to Do:

Print and cut only the horizontal middle line to separate the verse sets. Provide one set for each kid.