

TODAY'S SUGGESTED SCHEDULE

TODAY'S BIBLE STORY

Jesus is born.
JESUS IS BORN.
LUKE 2:1-7

MEMORY VERSE

"God loved the world so much
that he gave his only Son."
JOHN 3:16, GNT

KEY QUESTION

Why is Jesus special?

BOTTOM LINE

Jesus is God's Son.

BASIC TRUTH

God loves me.


PRELUDE: Setting the tone for the experience

See the **Getting Ready** pages at the end of this document for a detailed description of what you'll need for today. In the **Prelude** folder of your curriculum, you'll find a variety of other resources to help you prepare.

SMALL GROUP

15
MIN

SOCIAL: Providing time for fun interaction

Offer one or more of these activities as preschoolers arrive.
Charades
Where's the Baby?
Christmas Cookies Part 2: Gingerbread Man 

LARGE GROUP

20
MIN

WORSHIP: Inviting people to respond to God STORY: Communicating God's truth in engaging ways

"Jesus Is" and "Christmas Party"
Bible Story
Prayer

SMALL GROUP

25
MIN

GROUPS: Creating a safe place to connect


Offer as many of these activities as your time, facilities, resources, and leadership allow.
Whisper It Verse
Yummy Story
Modes of Travel Brainstorm
Baby in a Manger
Jesus in the Manger
Journal and Prayer

HOME: Prompting action beyond the experience

Going Home
Parent Cue Card (print or email)
Parent Cue App



This symbol indicates an activity with potential allergens. Be sure to post allergy alert sign and inform parents at drop-off.



PROVIDING TIME FOR FUN INTERACTION
15 MINUTES

MADE TO MOVE

an activity that uses a preschooler's natural desire to move to help them learn



1. CHARADES

WHAT YOU NEED: "Charades" Activity Page, cardstock, and scissors

WHAT YOU DO:
BEFORE THE ACTIVITY: Copy "Charades" onto cardstock and cut on dotted lines, one set per activity. Place the six cards in a stack face down.

DURING THE ACTIVITY: Have the children stand in front of you. Choose a child to go first and ask him/her to draw the top card from the stack. Ask the child to act like the animal pictured on the card. Encourage the other children to guess which animal is on the card. Continue the activity until all of the cards have been drawn and every child has had a turn to act like an animal. If you have more children than cards, shuffle the cards and start over.

WHAT YOU SAY:
BEFORE THE ACTIVITY: "We're going to be animals!"

DURING THE ACTIVITY: "We have cards with animals on them. When it's your turn, you can draw a card and act like the animal on the card. We will try to guess which animal you are. Are you ready?" (Do activity.)

AFTER THE ACTIVITY: "Great job, friends. You did a great job acting like animals, and you are awesome guessers! That was so much fun! We'll hear a Bible story today about a stable full of animals. Are you ready for our exciting Bible story?"

TRANSITION: Move to Worship and Story by pretending to be animals as you walk to the story area.

TODAY'S BIBLE STORY

Jesus is born.
JESUS IS BORN.
LUKE 2:1-7

MEMORY VERSE

"God loved the world so much that he gave his only Son."
JOHN 3:16, GNT

KEY QUESTION


Why is Jesus special?

BOTTOM LINE

Jesus is God's Son.

BASIC TRUTH

God loves me.



PROVIDING TIME FOR FUN INTERACTION
15 MINUTES

MADE TO PLAY

an activity that encourages preschoolers to follow guidelines while having fun and learning new concepts



2. WHERE'S THE BABY?

WHAT YOU NEED: A large plastic bin; raffia; several plastic farm animals and a small plastic baby doll OR "Things to Find" Activity Page, cardstock, and scissors

WHAT YOU DO:

BEFORE THE ACTIVITY: Place the raffia in the bin. Hide the animals and plastic baby in the raffia OR copy "Things to Find" on cardstock, cut apart, and hide the pictures among the raffia.

DURING THE ACTIVITY: Let the children take turns digging through the raffia to pull out an item. Identify items as children pull them from the bin.

AFTER THE ACTIVITY: Place all items back in the bin and set aside for clean-up.

WHAT YOU SAY:

BEFORE THE ACTIVITY: "Friends, I have some things hidden in this bin. One at a time, I want you to search through it and pull one item. We will talk about it together."

DURING THE ACTIVITY: "Great job! You found a [animal's name]. What sound does the [animal's name] make? Right! (Ask another child to search in the bin.) Look, a baby! In our Bible story today, we'll hear about a very special baby."

AFTER THE ACTIVITY: "That was fun! You found ALL the animals and the baby. Our story is about a very special baby born in a stable with animals. It's the BEST story ever."

TRANSITION: Move to Worship and Story by calling out an animal then the children make that animal sound and move like that animal.

TODAY'S BIBLE STORY

Jesus is born.
JESUS IS BORN.
LUKE 2:1-7

MEMORY VERSE

"God loved the world so much that he gave his only Son."
JOHN 3:16, GNT

KEY QUESTION


Why is Jesus special?

BOTTOM LINE

Jesus is God's Son.

BASIC TRUTH

God loves me.



PROVIDING TIME FOR FUN INTERACTION
15 MINUTES

MADE TO IMAGINE

an activity that lets preschoolers pretend, imagine, and role play to enhance their learning



3. CHRISTMAS COOKIES PART 2: GINGERBREAD MAN

Be sure to list the items you will be using today on the "Allergy Alert Poster" and post it at the door to your room.

WHAT YOU NEED: "Allergy Alert Poster;" "Gingerbread Man Cookie Recipe" Activity Page; Play-Doh®; tablecloths; aprons; empty containers/ boxes of baking products (*flour, sugar, baking soda, salt, eggs*); several mixing bowls; plastic measuring cups and spoons; small rolling pins or dowel rods; plastic or wooden spoons; angel cookie cutters; gingerbread man cookie cutters; and cardstock

TODAY'S BIBLE STORY

Jesus is born.
JESUS IS BORN.
LUKE 2:1-7

WHAT YOU DO:

BEFORE THE ACTIVITY: Copy "Allergy Alert Poster" on cardstock and hang at the door. Copy the "Gingerbread Man Cookie Recipe" Activity Page on cardstock and cut on dotted lines, one or two copies per table for the children to reference. Cover the tables with tablecloths. Set out the baking product boxes, mixing bowls, spoons, cookie cutters, rolling pins, and balls of Play-Doh on the tables.

MEMORY VERSE

"God loved the world so much that he gave his only Son."
JOHN 3:16, GNT

DURING THE ACTIVITY: Give each child an apron to wear. Point out the "Gingerbread Man Cookie Recipe" Activity Pages on the tables to reveal what kind of cookie they will make. Encourage them to pretend to pour some of each baking product into the bowl as indicated on the recipe card, then mix the "ingredients" with the spoon. After they mix, encourage them to roll out the dough (*Play-Doh*) and use the angel and gingerbread men cookie cutters to cut out their cookies.

KEY QUESTION

Why is Jesus special?

AFTER THE ACTIVITY: Gather all Play-Doh to return to air-tight containers. Gather all baking products and baking tools to set aside. (*Remember, you will use these cookie cutters every week in December.*) Encourage children to take off their aprons and place them in designated spot for clean-up.

BOTTOM LINE

Jesus is God's Son.

WHAT YOU SAY:

BEFORE THE ACTIVITY: "It's time to make some cookies! Take a look at your recipe card on the table. What are we making? (*Pause.*) That's right! Last week, we made angel cookies because the angel gave Mary a very special message. This week, we'll make gingerbread men."


BASIC TRUTH

God loves me.

DURING THE ACTIVITY: "Let's follow the pictures on our recipe card. First, we have to add the ingredients like flour and sugar, then mix them up.

"That makes a dough. (*Hold up the Play-Doh.*) Let's roll it out, then we can cut out our cookies with our cookie cutters."

AFTER THE ACTIVITY: "Your cookies are so cute! They look good enough to eat. What shape do you see? (*Pause.*) Yes, it's a gingerbread man. I wonder if



PRELUDE SOCIAL WORSHIP STORY GROUPS HOME

PROVIDING TIME FOR FUN INTERACTION
15 MINUTES

MADE TO IMAGINE

an activity that lets preschoolers pretend, imagine, and role play to enhance their learning



there's a special person in our Bible story today? Who do you think it is? (Pause.) I think it might be Jesus. Let's go find out!"

TRANSITION: Move to Worship and Story by continuing to make cookies. Encourage them to measure the ingredients, mix them together, roll out the dough, and cut out the gingerbread men shapes.

TODAY'S BIBLE STORY

Jesus is born.
JESUS IS BORN.
LUKE 2:1-7

MEMORY VERSE

"God loved the world so much that he gave his only Son."
JOHN 3:16, GNT

KEY QUESTION


Why is Jesus special?

BOTTOM LINE

Jesus is God's Son.

BASIC TRUTH

God loves me.



CREATING A SAFE PLACE TO CONNECT
25 MINUTES

MADE TO MOVE

an activity that uses a preschooler's natural desire to move to help them learn



1. WHISPER IT VERSE

[HEAR FROM GOD | MEMORY VERSE REVIEW]

WHAT YOU NEED: "Baby Jesus in the Manger" Activity Page, cardstock, wall tape, and floor tape

WHAT YOU DO:

BEFORE THE ACTIVITY: Copy "Baby Jesus in the Manger" on cardstock, one per activity. Tape the Activity

Page on the wall of your activity area at preschooler eye level. Tape a six to eight-foot line on the floor leading to the picture on the wall.

DURING THE ACTIVITY: Line up the children at the end of the tape line. Review this month's memory verse and motions below with the children. Then, encourage each child to tiptoe along the line to the picture, whisper the verse to baby Jesus, then return to let another friend have a turn.

WHAT YOU SAY:

BEFORE THE ACTIVITY: "Who do you see in this picture? (Pause.) Baby Jesus! Do you think the baby is sleeping?"

DURING THE ACTIVITY: "Let's say our verse together. Do you remember it from last week?"

"God (point up) loved the world so much (hug yourself) that he gave (hands out with palms up) his only Son,' (rock arms like a baby) John 3:16. (Open hands like a book.)

"Great job! Now, let's take turns. I want you to tiptoe along the line then whisper this verse to baby Jesus like this. (Demonstrate.) Remember, babies sleep a lot, so let's make sure we whisper. Don't worry, every friend will have a turn."

AFTER THE ACTIVITY: "God loved the world so much that He gave us Jesus! What a wonderful and special gift God gave to ALL of us. Tell me, **why is Jesus special? Jesus is God's Son.**"

TODAY'S BIBLE STORY

Jesus is born.
JESUS IS BORN.
LUKE 2:1-7

MEMORY VERSE

"God loved the world so much that he gave his only Son."
JOHN 3:16, GNT

KEY QUESTION


Why is Jesus special?

BOTTOM LINE

Jesus is God's Son.

BASIC TRUTH

God loves me.



CREATING A SAFE PLACE TO CONNECT
25 MINUTES

MADE TO CREATE

an activity that allows preschoolers to review the Bible story, bottom line, or memory verse by creating a craft to take home



2. YUMMY STORY

[TALK ABOUT GOD | BIBLE STORY REVIEW]

WHAT YOU NEED: Bible, "Story Cookies" and "Story Recipe" Activity Pages, cardstock, scissors, crayons, plastic zip-top bags, aluminum cookie sheet, and peel-n-stick magnet strips

WHAT YOU DO:

BEFORE THE ACTIVITY: Copy "Story Cookies" on cardstock and cut out, one set per child. Copy "Story Recipe" on cardstock and cut apart, one per child. Make one set of "Story Cookies" with the magnets already on the back of them to show the children.

DURING THE ACTIVITY: Give each child a set of "Story Cookies" to color as you review the Bible story. As you review the Bible story, put the "Story Cookies" on the cookie tray in order as they happened. When the children are finished "decorating" their cookies, assist them in putting a magnet on the back of each of their cookies and putting them in a baggie to take home. Send home a "Story Recipe" with each child so they can review the story with their family.

WHAT YOU SAY:

BEFORE THE ACTIVITY: "Hello, friends! I'm so glad you're here today. We heard more of the true story of Christmas today, and I can't wait to talk about it!"

DURING THE ACTIVITY: "I have some yummy story cookies for you to decorate while we talk about the Bible story. You can use these crayons to decorate your cookies. (Give each child a set of "Story Cookies.") Our first cookie has a picture of Mary and Joseph on it. (Hold up the Mary and Joseph cookie.) I'll put it right here on our cookie tray. Mary was going to have Baby Jesus. But before Jesus was born . . . (hold up Mary, Joseph, & donkey cookie) . . . Mary and Joseph had to travel all the way to a town called Bethlehem. (Put the cookie on the tray.) When Mary and Joseph got to Bethlehem, there was no place for them to sleep. (Hold up Mary, Joseph, and Baby Jesus cookie.) They had to stay in a stable where animals live. But then, the most exciting thing happened! Jesus, God's Son, was born!"

AFTER THE ACTIVITY: "That's why Jesus is so special. **Jesus is God's Son! Why is Jesus special? Jesus is God's Son!** And now you have your very own set of story cookies to take home so you can tell everyone why Jesus is so special."

TODAY'S BIBLE STORY

Jesus is born.
JESUS IS BORN.
LUKE 2:1-7

MEMORY VERSE

"God loved the world so much that he gave his only Son."
JOHN 3:16, GNT

KEY QUESTION


Why is Jesus special?

BOTTOM LINE

Jesus is God's Son.

BASIC TRUTH

God loves me.



CREATING A SAFE PLACE TO CONNECT
25 MINUTES

MADE TO THINK

an advanced activity specifically designed for older preschoolers



3. MODES OF TRAVEL BRAINSTORM

[LIVE FOR GOD | APPLICATION ACTIVITY]

WHAT YOU NEED: A three-foot piece of butcher paper, marker, and wall tape

WHAT YOU DO:

BEFORE THE ACTIVITY: Hang the butcher paper on the wall at preschooler eye level.

DURING THE ACTIVITY: Gather the children to sit in front of the butcher paper. Encourage them to name different ways we travel. Examples: walk, car, train, bus, plane, ride a horse etc. Write their answers in large block print on the butcher paper.

WHAT YOU SAY:

BEFORE THE ACTIVITY: "Friends, come sit right here on the floor! I need your help today."

DURING THE ACTIVITY: "I want you to think of some ways we travel—how we get from one place to another. When you've thought of an answer, raise your hand. I'll call on you and write your answer on the paper. Ready? Okay, raise those hands."

AFTER THE ACTIVITY: "Wow! This is a big list. Great job, friends. There are LOTS of ways to travel for sure. Maybe you've traveled by boat or by airplane. I'm sure you've traveled by car and by walking on your own two feet! Mary and Joseph traveled to Bethlehem in our Bible story today. And that's where Jesus—the most special baby ever—was born! **Why is Jesus special? Jesus is God's Son.**"

TODAY'S BIBLE STORY

Jesus is born.
JESUS IS BORN.
LUKE 2:1-7

MEMORY VERSE

"God loved the world so much that he gave his only Son."
JOHN 3:16, GNT

KEY QUESTION


Why is Jesus special?

BOTTOM LINE

Jesus is God's Son.

BASIC TRUTH

God loves me.



CREATING A SAFE PLACE TO CONNECT
25 MINUTES

MADE TO MOVE

an activity that uses a preschooler's natural desire to move to help them learn



4. BABY IN A MANGER

[LIVE FOR GOD | APPLICATION ACTIVITY]

WHAT YOU NEED: A preschool safe baby bed or a basket, full sheets of tissue paper, and a baby doll

WHAT YOU DO:

BEFORE THE ACTIVITY: Place the bed or the basket at one end of the activity area to be the manger.

DURING THE ACTIVITY: Have the children stand on the opposite side of the activity area from the manger. Encourage the children to wrap the doll in the tissue paper then hop across the activity area and lay the baby in the manger. Continue the activity until each child has had a turn to lay the baby in the manger.

WHAT YOU SAY:

BEFORE THE ACTIVITY: "We heard an amazing story from the Bible today! Jesus is BORN"

DURING THE ACTIVITY: "Let's lay Jesus in the manger, just like Mary did. We can wrap Him up then hop to the manger to lay Him inside. (Demonstrate.) Let's all give it a try!" (Do activity.)

AFTER THE ACTIVITY: "Friends, you did a great job! That was so fun. Jesus is born! **Why is Jesus special? Jesus is God's Son!**"

TODAY'S BIBLE STORY

Jesus is born.
JESUS IS BORN.
LUKE 2:1-7

MEMORY VERSE

"God loved the world so much that he gave his only Son."
JOHN 3:16, GNT

KEY QUESTION


Why is Jesus special?

BOTTOM LINE

Jesus is God's Son.

BASIC TRUTH

God loves me.



CREATING A SAFE PLACE TO CONNECT
25 MINUTES

MADE TO CREATE
an activity that allows preschoolers to review the Bible story, bottom line, or memory verse by creating a craft to take home



5. JESUS IN THE MANGER

[LIVE FOR GOD | APPLICATION ACTIVITY]

WHAT YOU NEED: "Baby Face" and "Jesus In the Manger" Activity Pages; Online® Labels #OL1025WX or equivalent; Avery® #5160 labels or equivalent; light blue construction paper; yellow construction paper; dessert size paper plates; tape; pen; and glue sticks; Optional hole punch, yarn, and scissors

TODAY'S BIBLE STORY

Jesus is born.
JESUS IS BORN.
LUKE 2:1-7

WHAT YOU DO:

BEFORE THE ACTIVITY: Copy "Baby Face" on the Online® Labels #OL1025WX paper, one per child. Copy "Jesus In the Manger" on the Avery® #5160 labels or equivalent, one per child. Cut blue construction paper into quarters, one quarter per child. Write child's name on their plate. Optional: Punch hole at the top of the plate. Cut length of yarn for each child to use as a hanger.

MEMORY VERSE

"God loved the world so much that he gave his only Son."
JOHN 3:16, GNT

DURING THE ACTIVITY: Have children put the "Jesus In the Manger" label on the back of their plate then flip over. Encourage children to tear pieces of the yellow paper and glue to their plate. Roll the blue paper into a tube and tape to secure. Glue the paper roll to the yellow paper. Add "Baby Face" sticker to the blue paper roll.

AFTER THE ACTIVITY: Talk about how Jesus was born in a stable and laid in a manger of hay.

KEY QUESTION

Why is Jesus special?

WHAT YOU SAY:

BEFORE THE ACTIVITY: "Where did we learn that Baby Jesus was born? (Pause.) That's right, Baby Jesus was born in a stable where the animals stayed. When Jesus was born, Mary wrapped him up and laid him in a manger."

BOTTOM LINE

Jesus is God's Son.


DURING THE ACTIVITY: "Let's make a picture of Baby Jesus in the manger. First, add your sticker to the back of your plate then flip it over. (Pause.) Now, tear the yellow paper into strips and glue it to your plate. (Pause.) This will be the hay that Baby Jesus laid on in the manger. Roll the blue piece of paper and tape the ends together like this. (Demonstrate.) Glue the blue paper roll on top of the yellow paper.

BASIC TRUTH

God loves me.

(Pause.) Add the face sticker. (Pause.) This is Baby Jesus. The most special baby was born! Happy Birthday, Jesus! Let's say it together. Happy Birthday, Jesus!" (Repeat.)

AFTER THE ACTIVITY: "God loves us so much that He gave us His Son, Jesus. The most special baby in all the world was born, and that's why we celebrate Christmas. **Why is Jesus special? Jesus is God's Son.**"



CREATING A SAFE PLACE TO CONNECT
25 MINUTES

MADE TO REFLECT

an activity that encourages personal application and prayer



6. JOURNAL AND PRAYER

[PRAY TO GOD | PRAYER ACTIVITY]

WHAT YOU NEED: Paperclipped "Memory Verse Card" in your Bible at John 3:16, journal, fun-shaped pen, one gingerbread man cookie cutter, and a sheet of birthday stickers

TODAY'S BIBLE STORY

Jesus is born.
JESUS IS BORN.
LUKE 2:1-7

MEMORY VERSE

"God loved the world so much that he gave his only Son."
JOHN 3:16, GNT

KEY QUESTION

Why is Jesus special?

BOTTOM LINE

Jesus is God's Son.

BASIC TRUTH

God loves me.

SMALL GROUP LEADER (SGL): "It's Small Group time!

Today, we're going to pretend to ride a donkey to our small group spot, just like Mary may have ridden when she and Joseph went to Bethlehem. Climb on your donkey and ride with me! (*Pretend to ride a donkey as you lead the children to your small group spot.*)

"Whoa, donkey! Whew! We made it. Let's sit down and talk about today's Bible story. One, two, three, sit down with me! (*Open the Bible and lay it in front of the children.*)

"Our Bible story, today, was about Mary and Joseph travelling all the way to Bethlehem before Baby Jesus was born. Do you remember what happened when Mary and Joseph got to Bethlehem? (*Pause for response.*) You're right. The only place left for them to sleep was a stable where animals stay. And that's where a very special baby was born. What was the baby's name? (*Pause for response.*) Yes, Jesus! And **why is Jesus special?**"

CHILDREN AND SGL: "Jesus is God's Son!"

SGL: "You got it! **Jesus is God's Son.** The Bible verse we're learning says . . . (*Turn the pages of your Bible to the Memory Verse Card.*)

"God loved the world so much that he gave his only Son, John 3:16. (*Close Bible and lay it down.*) Let's stand up and say that together with the motions."


CHILDREN AND SGL:

"God (*point up*) loved the world so much (*hug yourself*) that he gave (*hands out with palms up*) his only Son,' (*rock arms like a baby*) John 3:16." (*Open hands like a book.*)

(*Repeat the verse with motions a few times.*)

SGL: "God loved everyone in the whole wide world so much that He gave us His Son, Jesus, to be our friend forever! That is what the true story of Christmas is all about. And that is why Jesus is SO special! **Why is Jesus special?**"

CHILDREN AND SGL: "Jesus is God's Son!"



(6. JOURNAL AND PRAYER, CONTINUED)

SGL: "Okay, let's sit down so we can write in our prayer journal and talk to God. (*Hold journal, fun-shaped pen, and the gingerbread man cookie cutter up for the children to see.*)

"Jesus' very first birthday happened in a stable with Mary and Joseph, and the animals, of course. I thought that since Christmas is about celebrating Jesus' birthday, we could put birthday stickers in our journal. When we pray, we can tell Jesus happy birthday! So, when I say your name, you get to hold the gingerbread man cookie cutter while I write your name in our journal. Then, you can put a birthday sticker beside your name and say, 'Happy birthday, Jesus!' Now remember, the only person who can talk is the person holding the gingerbread man cookie cutter. Got it? Okay, get ready and listen for your name."

(Say each child's name. Make sure they get the gingerbread man cookie cutter to hold. Write their name and give them a birthday sticker to put beside their name while they say, "Happy birthday, Jesus." Remember to print the names so the children can recognize their names and the letters.)

SGL: "Let's tell Jesus happy birthday one more time together."


CHILDREN AND SGL: "Happy birthday, Jesus!"

SGL: "Now, would anyone like to pray before I pray?"

(Give each child who wants to pray the opportunity to do so.)

PRAYER

SGL: "Dear God, this is such a special time of year because Jesus is special, and it's His birthday! Thank You for loving us so much that You gave us Your Son, Jesus. Help us celebrate Him every day! We love You, God. In Jesus' name, amen."



GETTING READY

HERE'S EVERYTHING YOU NEED TO KNOW TO GET READY FOR THIS WEEK

SOCIAL: PROVIDING TIME FOR FUN INTERACTION (15 MINUTES)

Activities that encourage preschoolers to enter the classroom and begin engaging with peers and Small Group Leaders by providing age appropriate and hands on fun while introducing new concepts they will hear in the day's Bible story.

Prepare to offer one or more of the following activities as Your 3-, 4-, or 5-year-olds arrive. Let one or two teachers lead activities in different areas of the room while another teacher greets parents and kids at the door.

1. CHARADES

Made to Move: An activity that uses a preschooler's natural desire to move to help them learn

WHAT YOU NEED:

- "Charades" Activity Page
- Cardstock
- Scissors

WHAT YOU DO:

- Copy "Charades" onto cardstock and cut on dotted lines, one set per activity.

2. WHERE'S THE BABY?

Made to Play: An activity that encourages preschoolers to follow guidelines while having fun and learning new concepts

WHAT YOU NEED:

- A large plastic bin
- Raffia
- Several plastic farm animals and a small plastic baby doll
- OR "Things to Find" Activity Page, cardstock, and scissors

WHAT YOU DO:

- Place the raffia in the bin. Hide the animals and plastic baby in the raffia.
- OR copy "Things to Find" on cardstock, cut apart, and hide the pictures among the raffia.

3. CHRISTMAS COOKIES PART 1: ANGELS**

Made to Imagine: An activity that lets preschoolers pretend, imagine, and role play to enhance their learning

WHAT YOU NEED:

- "Allergy Alert Poster"
- "Gingerbread Man Cookie Recipe" Activity Page
- Play-Doh®
- Tablecloths
- Aprons
- Empty containers/ boxes of baking products (*flour, sugar, baking soda, salt, eggs*)
- Several mixing bowls
- Plastic measuring cups and spoons
- Small rolling pins or dowel rods
- Plastic or wooden spoons
- Angel cookie cutters
- Gingerbread man cookie cutters
- Cardstock

WHAT YOU DO:


- Copy "Allergy Alert Poster" on cardstock and hang at the door.
- Copy the "Gingerbread Man Cookie Recipe" Activity Page on cardstock and cut on dotted lines, one or two copies per table for the children to reference.

**Be sure to list the items you will be using today on the "Allergy Alert Poster" and post it at the door to your room.

GROUPS: CREATING A SAFE PLACE TO CONNECT (25 MINUTES)

Create a safe place to connect through activities that are written to reach every learning style while reinforcing the Bottom Line that was introduced during the Bible Story and applying it to real life experiences. In addition, these activities provide preschoolers with an opportunity to build relationships with their Small Group Leader.

Offer as many of the following activities as your time, facilities, resources, and leadership allow. You may want to lead one activity at a time. Or, offer two activities at once and allow half the kids to participate in each. Then switch groups and repeat the activities.



GETTING READY

HERE'S EVERYTHING YOU NEED TO KNOW TO GET READY FOR THIS WEEK

1. MEMORY VERSE WITH MOTIONS

[HEAR FROM GOD | MEMORY VERSE REVIEW]

Made to Move: An activity that uses a preschooler's natural desire to move to help them learn

WHAT YOU NEED:

- "Baby Jesus in the Manger" Activity Page
- Cardstock
- Wall tape
- Floor tape

WHAT YOU DO:

- Copy "Baby Jesus in the Manger" on cardstock, one per activity.

2. YUMMY STORY

[TALK ABOUT GOD | BIBLE STORY REVIEW]

Made to Create: An activity that allows preschoolers to review the Bible story, Bottom Line, or memory verse by creating a craft

WHAT YOU NEED:

- Bible
- "Story Cookies" Activity Page
- "Story Recipe" Activity Page
- Cardstock
- Scissors
- Crayons
- Plastic zip-top bags
- Aluminum cookie sheet
- Peel-n-stick magnet strips

WHAT YOU DO:

- Copy "Story Cookies" on cardstock and cut out, one set per child.
- Copy "Story Recipe" on cardstock and cut apart, one per child.
- Make one set of "Story Cookies" with the magnets already on the back of them to show the children.

3. MODES OF TRAVEL BRAINSTORM

[LIVE FOR GOD | APPLICATION ACTIVITY]

Made to Think: An advanced activity specifically designed for older preschoolers

WHAT YOU NEED:

- Three-foot piece of butcher paper
- Marker
- Wall tape

4. BABY IN A MANGER

[LIVE FOR GOD | APPLICATION ACTIVITY]

Made to Move: An activity that uses a preschooler's natural desire to move to help them learn

WHAT YOU NEED:

- A preschool safe baby bed or a basket
- Full sheets of tissue paper
- Baby doll

5. JESUS IN THE MANGER

[LIVE FOR GOD | APPLICATION ACTIVITY]


Made to Create: an activity that explores spiritual ideas through the process of drawing, building, and designing

WHAT YOU NEED:

- "Baby Face" Activity Page
- "Jesus In the Manger" Activity Pages
- Online® Labels #OL1025WX or equivalent
- Avery® #5160 labels or equivalent
- Light blue construction paper
- Yellow construction paper
- Dessert size paper plates, one per child
- Tape
- Pen
- Glue sticks
- *Optional hole punch, yarn, and scissors*

WHAT YOU DO:

- Copy "Baby Face" on the Online® Labels #OL1025WX paper or equivalent, one per child.
- Copy "Jesus In the Manger" on the Avery® #5160 labels or equivalent, one per child.
- Cut blue construction paper into quarters, one quarter per child.
- Write child's name on their plate.
- *Optional:* Punch hole at the top of the plate. Cut length of yarn for each child to use as a hanger.



WEEK
TWO
DECEMBER 2020

SMALL GROUP
3-5 YEAR
-OLDS

PRELUDE SOCIAL WORSHIP STORY GROUPS HOME

GETTING READY

HERE'S EVERYTHING YOU NEED TO KNOW TO GET READY FOR THIS WEEK

6. JOURNAL AND PRAYER

[PRAY TO GOD | PRAYER ACTIVITY]

Made to Reflect: An activity that encourages personal application and prayer

WHAT YOU NEED:

- Pen Paperclipped "Memory Verse Card" in your Bible at John 3:16, a journal, a fun-shaped pen, one gingerbread man cookie cutter, and a sheet of birthday stickers
- Paperclipped "Memory Verse Card" in your Bible at John 3:16
- Journal
- Fun-shaped pen
- One gingerbread man cookie cutter
- Sheet of birthday stickers

HOME: PROMPTING ACTION BEYOND THE EXPERIENCE

- Make copies on cardstock or email this week's Parent Cue card.
- Copy "Going Home" and hang on the door where Small Group Leaders can reference and remind parents of the Bottom Line and Memory Verse as parents pick up their children.
- Tell parents about our additional family resource, the **Parent Cue app**.

FIRST LOOK PINTEREST PAGE

Visit our Pinterest page to see craft samples and suggested supplies. <https://bit.ly/FirstLookPinterest>