

TODAY'S SUGGESTED SCHEDULE

TODAY'S BIBLE STORY

The Greatest

Greatest Commandment
Matthew 22:36-40

TODAY'S BOTTOM LINE

Love God. Love others.

MONTHLY MEMORY VERSE

Suppose you can be trusted with something very little. Then you can also be trusted with something very large.
Luke 16:10a, NIV

MONTHLY LIFE APP

Responsibility—Showing you can be trusted with what is expected of you

BASIC TRUTH

I should treat others the way I want to be treated.

PRELUDE: Setting the tone for the experience

See the **Getting Ready** pages at the end of this document for a detailed description of what you'll need for today. In the **Prelude** folder of your curriculum, you'll find a variety of other resources to help you prepare.

SMALL GROUP

15
MIN

SOCIAL: Providing time for fun interaction

Early Arriver
Opening Activity

LARGE GROUP

35
MIN

STORY: Communicating God's truth in engaging ways WORSHIP: Inviting people to respond to God

Welcome/Opener
Worship ("Made In the Image" from *Little Praise Party: Ready Set Go* and "Trust You With My Heart" from *This Love*)
Bible Story
Bottom Line
Prayer
Closer

SMALL GROUP


25
MIN

GROUPS: Creating a safe place to connect

Bible Story Review: Go Responsibility
Application Activity: Spin to Love
Memory Verse Activity: Never-Ending Love
Prayer Activity: Pray and Dismiss

HOME: Prompting action beyond the experience

Parent Cue Card (print or email)
GodTime devotional for kids
Studio252.tv
Parent Cue App



PROVIDING TIME FOR FUN INTERACTION 15 MINUTES

MADE TO CONNECT

an activity that invites kids to share and collaborate with others while growing their understanding



Before kids arrive, take a few moments to pray for them. Thank God for the love you have for your few and their families. Ask God to help your few understand what it means to be loved by Him and to let that love overflow to others. For those who are going through hard times at home, pray that they would feel God's love and presence with them.

TODAY'S BIBLE STORY

The Greatest

Greatest Commandment Matthew 22:36-40

1. EARLY ARRIVER

WHAT YOU NEED: Offering container, small bean bag, hand sanitizer, music

WHAT YOU DO:

- Welcome kids by name and with an elbow bump.
• Explain that an elbow bump is a way two people can say hi without spreading germs.
• Encourage each kid to use one pump of hand sanitizer.
• Invite kids who brought an offering to place it in the offering container.
• Instruct kids to sit in a circle.
• Hand a bean bag to one kid.
• Explain that they will pass the bean bag around the circle until the music pauses.
• Play upbeat music.
• When you pause the music, ask the kid who holds the bean bag: Who is one of your favorite people ever?
• Continue passing the bean bag and playing music until each kid has had a turn to answer the question.

TODAY'S BOTTOM LINE

Love God. Love others.

MONTHLY MEMORY VERSE

Suppose you can be trusted with something very little. Then you can also be trusted with something very large. Luke 16:10a, NIrV

MONTHLY LIFE APP

Responsibility—Showing you can be trusted with what is expected of you

BASIC TRUTH

I should treat others the way I want to be treated.



PRELUDE SOCIAL STORY WORSHIP GROUPS HOME

PROVIDING TIME FOR FUN INTERACTION 15 MINUTES

MADE TO MOVE

an activity that increases the oxygen in the brain and taps into the energy in the body



2. OPENING ACTIVITY

WHAT YOU NEED: Paper, tape, marker

WHAT YOU DO:

- List of instructions for the 'MADE TO MOVE' activity, including labeling corners and listing options like Pizza, Corndogs, etc.

TODAY'S BIBLE STORY

The Greatest

Greatest Commandment Matthew 22:36-40

TODAY'S BOTTOM LINE

Love God. Love others.

MONTHLY MEMORY VERSE

Suppose you can be trusted with something very little. Then you can also be trusted with something very large. Luke 16:10a, NIV

MONTHLY LIFE APP

Responsibility—Showing you can be trusted with what is expected of you

BASIC TRUTH

I should treat others the way I want to be treated.

Corner Options:

- List of corner options including Pizza, Corndogs, Chicken Wings, Spam, Dogs, Cats, Hamsters, Fish, etc.

WHAT YOU SAY:

"That was cool! I like learning about things you think are the greatest! [Transition] Today in Large Group, we'll learn what Jesus said is the greatest! Let's head over there now!"

Lead your group to the Large Group area.



MADE TO PLAY

an activity that encourages learning through following guidelines and/or working as a group

TODAY'S BIBLE STORY

The Greatest

Greatest Commandment Matthew 22:36-40

TODAY'S BOTTOM LINE

Love God. Love others.

MONTHLY MEMORY VERSE

Suppose you can be trusted with something very little. Then you can also be trusted with something very large. Luke 16:10a, NIV

MONTHLY LIFE APP

Responsibility—Showing you can be trusted with what is expected of you

BASIC TRUTH

I should treat others the way I want to be treated.



1. GO RESPONSIBILITY

[TALK ABOUT GOD | BIBLE STORY REVIEW]

WHAT YOU NEED: "Go Responsibility" card sets (Activity Pages)

WHAT YOU DO:


- Ask a few review questions from the list below before playing the game. Depending on the size of your group, encourage kids to get in groups of two to three. Hand each group a deck of cards. Instruct each kid to choose four cards without showing them to the other kids in their group. Instruct each group to place the remainder of the cards face down in the middle of their group. Explain that each player must try to create a set of three matching cards, but they can only have four cards in their hand at one time. A heart card can be used as a trump to complete any matching set. The first player asks another player for a card they need. For example, a kid can ask, "Do you have any 'Make your bed' cards?" If the player asked has the cards, they must give one to the kid who asked for it. If the other player does not have that card, the kid can take the top card from the pile in the middle. Then that kid must decide which card to discard. (When the draw pile is empty, shuffle the discard pile and that becomes the new draw pile.) When a kid finds three cards that match, direct them to put the cards face up in front of them. The first kid to find matches for all of their cards wins the round. Play as many rounds as time allows. Once you're finished playing ask: What kind of responsibility cards did you see as you played the game?

Review Questions:

- Who is someone in your world who may need to be shown love? (Allow kids to respond.)
- How many rules did Jesus pick as the most important? (two)
- Why did Jesus pick only two rules out of the 613? (because He said that all of the other rules are based off of those two)
- How can you love God and love others this week? (Allow kids to respond.)

WHAT YOU SAY:

"Now that was fun! Did anybody draw a card with a responsibility that they actually did this past week? (Allow time for responses.) You guys rock! I should probably make my bed when I get home. Showing responsibility with things



WEEK
ONE
JANUARY 2021

SMALL GROUP
2-3

PRELUDE **SOCIAL** **STORY** **WORSHIP** **GROUPS** **HOME**

CREATING A SAFE PLACE TO CONNECT
25 MINUTES

(1. GO RESPONSIBILITY, CONTINUED)

around our house is really important. But God says that it's also super important that we show responsibility because we're showing the people in our lives how we love them. As a matter of fact, God says that the greatest thing we can do is love God and love others.

That means that we can do all the things we're responsible for because we show that we love the people God has put in our life.

[Make it Personal] (Share a time where you showed love toward someone and took care of them.) See, making my bed IS still important. When we follow the rule: **Love God. Love others**, our hearts will be in the right place to show responsibility. We'll do the things we're responsible for because we love God and we love the people He put in our lives. That love will help us do what we are responsible to do.



CREATING A SAFE PLACE TO CONNECT
25 MINUTES

MADE TO IMAGINE

an activity that promotes empathy and facilitates concrete application through role-play and reenactment

TODAY'S BIBLE STORY

The Greatest

Greatest Commandment
Matthew 22:36-40

TODAY'S BOTTOM LINE

Love God. Love others.

MONTHLY MEMORY VERSE

Suppose you can be trusted with something very little. Then you can also be trusted with something very large.
Luke 16:10a, NIV

MONTHLY LIFE APP

Responsibility—Showing you can be trusted with what is expected of you

BASIC TRUTH

I should treat others the way I want to be treated.



***2. SPIN TO LOVE**

[LIVE FOR GOD | APPLICATION ACTIVITY]


WHAT YOU NEED: "Spin to Love" Activity Page, glue sticks, paper plates, scissors, markers, brads

WHAT YOU DO:

- Provide each kid with a "Spin to Love" Activity Page.
- Instruct them to write inside each of the six sections the name of a person they could show love to this week.
- Encourage kids to think of people who they may not always hang around, but people who could benefit from being shown love. (Examples: a kid who sits by themselves at lunch or on the bus, a kid in the neighborhood who doesn't hang out with you and your friends)
- Instruct the kids to cut out their circle and glue it to a paper plate.
- Instruct them to cut out one pie-sized piece from another paper plate and stack that plate on top of their first plate.
- Push a brad through each kid's stack of paper plates and help them secure their plates together.
- Show the kids how to spin their plates so that different names can be displayed.
- Invite each kid to spin their plate and talk about how they can show love to the person they landed on.
- Encourage the kids to wake up each morning and take a spin to find more people and ways to show love!

WHAT YOU SAY:

"What a cool way to remind ourselves to **Love God. Love others.** Who are some more people you could put on your spinner? *(Allow time for kids to share.)* So cool! I can't wait to hear the stories of how you showed love to those people! Just like your arrow will point to a new name each day, you will point that person to God through the love you show them. Don't wait for another opportunity or for another person to show love to you first. You can make the first move this week!"



CREATING A SAFE PLACE TO CONNECT 25 MINUTES

MADE TO CREATE

an activity that explores ideas through the process of drawing, building, designing, and problem-solving



3. NEVER-ENDING LOVE [HEAR FROM GOD | MEMORY VERSE ACTIVITY]

WHAT YOU NEED: "Never-Ending Love" Activity Page, Bibles, scissors, construction paper, markers

WHAT YOU DO:

- Use "Never-Ending Love" Activity Page to familiarize yourself with how to make an accordion heart. Look up and read this month's memory verse together.

TODAY'S BIBLE STORY

The Greatest

Greatest Commandment Matthew 22:36-40

Finding verses with 2nd and 3rd graders: Guide them to open their Bibles to the front and find the table of contents. (Hold up a Bible opened to the table of contents to show the kids what the page looks like.) When the kids find the table of contents, lead them to find Luke in the list under "New Testament." When the kids find Luke, lead them to look at the page number beside the word. Explain that the number tells them on what page they can find Luke. Help the kids find the page. When they find Luke, explain that the big numbers on the page are the chapter numbers. Help them find chapter 16. Explain that the small numbers are verse numbers. Help them find verse 10 in chapter 16.

TODAY'S BOTTOM LINE

Love God. Love others.

- Provide each kid with a piece of paper, a marker, and scissors. Show the kids how to fold and cut their paper to make accordion hearts. Encourage kids to write the memory verse across their accordion hearts. Review the memory verse together again.

MONTHLY MEMORY VERSE

Suppose you can be trusted with something very little. Then you can also be trusted with something very large.

Luke 16:10a, NIV

WHAT YOU SAY:

"Do you see how one heart leads to the next then the next? When we show God we can be trusted with a small thing, like loving one person (fold your paper back into one heart), He will trust us with more (unfold paper back to many hearts). When you love God, it will spread into more and more opportunities to Love God. Love others. In every small thing you choose to show responsibility with each and every day, you make a very big impact in the world around you! How cool is that?"

MONTHLY LIFE APP

Responsibility—Showing you can be trusted with what is expected of you

BASIC TRUTH

I should treat others the way I want to be treated.



CREATING A SAFE PLACE TO CONNECT 25 MINUTES

MADE TO REFLECT

an activity that creates space for personal processing and application



4. PRAY AND DISMISS [PRAY TO GOD | PRAYER ACTIVITY]

WHAT YOU NEED: Spinners from "Spin to Love" Activity

WHAT YOU DO:

- Encourage each kid to spin their spinner and pray silently for the person it landed on. When all of the kids are finished praying, lead the group in a closing prayer.

WHAT YOU SAY:

"Dear God, we are so thankful for the great responsibility You give us to love. You put Your people and things around us every day and trust us to take care of them. That's such a big deal! Please help us see the many opportunities we have to Love God. Love others. Help us stand up and say yes to the chance to care for others and create a ripple effect of love in the world around us!"

As adults arrive to pick up, encourage the kids to show off their spinners and talk about one person they will pray for this week. Remind them that no matter what happens this week, they will always have the chance to Love God. Love others.

TODAY'S BIBLE STORY

The Greatest Greatest Commandment Matthew 22:36-40

TODAY'S BOTTOM LINE

Love God. Love others.

MONTHLY MEMORY VERSE


Suppose you can be trusted with something very little. Then you can also be trusted with something very large. Luke 16:10a, NIV

MONTHLY LIFE APP

Responsibility—Showing you can be trusted with what is expected of you

BASIC TRUTH

I should treat others the way I want to be treated.



GETTING READY

HERE'S EVERYTHING YOU NEED TO KNOW TO GET READY FOR THIS WEEK

SOCIAL: PROVIDING TIME FOR FUN INTERACTION (15 MINUTES)

Welcome kids and spend time engaging in conversation and catching up. Get ready to experience today's story. (Choose one or both of these activities.)

1. EARLY ARRIVER

Made to Connect: an activity that invites kids to share and collaborate with others while growing their understanding

WHAT YOU NEED:

- Offering container
Hand sanitizer with pump dispenser
Small bean bag
Music (try Orange Kids music on your phone)

2. OPENING ACTIVITY

Made to Move: an activity that increases the oxygen in the brain and taps into the energy in the body

WHAT YOU NEED:

- Four pieces of paper
Tape
Marker
Label the paper #1, #2, #3, and #4 then tape one in each corner of your activity area.

GROUPS: CREATING A SAFE PLACE TO CONNECT (25 MINUTES)

Create a safe place to connect and learn how the Bible story applies to real life experiences, through interactive activities and discussion questions.

(Choose as many of these activities as you like.)

* If you don't have time to do all these activities, be sure to do activity #2.

1. GO RESPONSIBILITY

[TALK ABOUT GOD | BIBLE STORY REVIEW]

Made to Play: an activity that encourages learning through following guidelines and/or working as a group

WHAT YOU NEED:

- Print the 'Go Responsibility' Activity Pages on cardstock and cut apart; one set (three of each image) plus a heart card for every two to three kids

*2. SPIN TO LOVE

[LIVE FOR GOD | APPLICATION ACTIVITY]

Made to Imagine: an activity that promotes empathy and facilitates concrete application through role-play and reenactment

WHAT YOU NEED:

- Print the 'Spin to Love' Activity Page; one for each kid
Paper plates; two for each kid
Glue sticks
Scissors for each kid
Markers
Metal brads; one for each kid

3. NEVER-ENDING LOVE

[HEAR FROM GOD | MEMORY VERSE ACTIVITY]

Made to Create: an activity that explores ideas through the process of drawing, building, designing, and problem-solving

WHAT YOU NEED:

- Print the 'Never-Ending Love' Activity Page; one for each small group
Red or pink construction paper; one piece for every three kids
Scissors for each kid
Markers
Bibles
Cut construction paper into thirds, cutting across the width when holding the paper in portrait orientation. This should provide you with three strips about four inches by nine inches. Make one strip for each kid.
Familiarize yourself with how to make an accordion heart from the 'Never-Ending Love' Activity Page.

4. PRAY AND DISMISS

[PRAY TO GOD | PRAYER ACTIVITY]

Made to Reflect: an activity that creates space for personal processing and application

WHAT YOU NEED:

- Spinners from 'Spin to Love' Activity

HOME: PROMPTING ACTION BEYOND THE EXPERIENCE



WEEK
ONE
JANUARY 2021

SMALL GROUP
2-3

PRELUDE SOCIAL STORY WORSHIP GROUPS HOME

GETTING READY

HERE'S EVERYTHING YOU NEED TO KNOW TO GET READY FOR THIS WEEK

- Print on cardstock or email this week's GodTime devotionals and Parent Cue cards.
- Tell parents about our additional family resources: **Studio252.tv** and the **Parent Cue app**.