



## TODAY'S SUGGESTED SCHEDULE

### TODAY'S BIBLE STORY

**Give It Away**  
Bigger Barns  
Luke 12:16-21

### TODAY'S BOTTOM LINE

Share what you have.

### MONTHLY MEMORY VERSE

Suppose you can be trusted with something very little. Then you can also be trusted with something very large.  
Luke 16:10a, NIV

### MONTHLY LIFE APP

**Responsibility—Showing you can be trusted with what is expected of you**

### BASIC TRUTH

I should treat others the way I want to be treated.

### PRELUDE: Setting the tone for the experience

See the **Getting Ready** pages at the end of this document for a detailed description of what you'll need for today. In the **Prelude** folder of your curriculum, you'll find a variety of other resources to help you prepare.

### SMALL GROUP

**15 MIN** **SOCIAL: Providing time for fun interaction**  
Early Arriver  
Opening Activity

### LARGE GROUP

**35 MIN** **STORY: Communicating God's truth in engaging ways**  
**WORSHIP: Inviting people to respond to God**  
Welcome/Opener  
Worship ("Live Your Love" from *Can't Stop Won't Stop* and "Trust You With My Heart" from *This Love*)  
Bible Story  
Bottom Line  
Prayer  
Closer

### SMALL GROUP

**25 MIN** **GROUPS: Creating a safe place to connect**  
Bible Story Review: Save the Barn  
Application Activity: Movers and Sharers  
Memory Verse Activity: Ripple Effect  
Prayer Activity: Pray and Dismiss

### HOME: Prompting action beyond the experience

Parent Cue Card (print or email)  
GodTime devotional for kids  
Studio252.tv  
Parent Cue App



**PRELUDE      SOCIAL      STORY      WORSHIP      GROUPS      HOME**

PROVIDING TIME FOR FUN INTERACTION  
15 MINUTES

**MADE TO MOVE**

an activity that increases the oxygen in the brain and taps into the energy in the body



*Before kids arrive, take a few moments to pray for them. Ask God to help kids as they learn more about a concept that is counterintuitive in all phases of life but especially for kids: sharing! Pray especially for the kids whose families have hit hard times; ask God to show them that everyone has something they can share. Ask God to give your kids hearts and attitudes that are open to sharing whatever they have to offer.*

**TODAY'S BIBLE STORY**

**Give It Away**  
Bigger Barns  
Luke 12:16-21

**TODAY'S BOTTOM LINE**

**Share what you have.**

**MONTHLY MEMORY VERSE**

**Suppose you can be trusted with something very little. Then you can also be trusted with something very large.**  
Luke 16:10a, NIV

**MONTHLY LIFE APP**

**Responsibility—Showing you can be trusted with what is expected of you**

**BASIC TRUTH**


**I should treat others the way I want to be treated.**

**1. EARLY ARRIVER**

**WHAT YOU NEED:** Offering container, hand sanitizer, construction paper, tape, and whiffle ball or similar

**WHAT YOU DO:**

- Welcome each kid by name and with an elbow bump as they arrive.
- Invite kids who have an offering to put it in the offering container.
- Encourage kids to use one pump of hand sanitizer.
- Provide each kid with a piece of paper.
- Show them how to roll the paper into a cone shape.
- Encourage each kid to roll their paper into a cone shape with an opening wide enough for the small ball to fit inside.
- Help each kid secure the side of their cone with tape.
- Instruct the kids to pass the ball to each other only using their cones.
- Each time a new kid gets the ball in their cone, ask them to share a fun fact about themselves.
- As you continue playing new rounds, ask: What is something you think you could never have too much of?



PROVIDING TIME FOR FUN INTERACTION 15 MINUTES

MADE TO EXPLORE

an activity that extends learning through hands-on experimentation and discovery



2. OPENING ACTIVITY

WHAT YOU NEED: Blocks

WHAT YOU DO:

- Ask kids to grab 10-15 blocks.
• Instruct the kids to get into groups of two to three and combine their blocks in a pile.
• Direct kids to build the tallest tower.
• As towers fall or get top-heavy, point out how the more blocks that are added, the more difficult it is for the tower to stay steady.

WHAT YOU SAY:

"You are amazing tower builders! Have you ever seen a huge tower in real life? (Allow time for responses.) The more blocks you stacked, the higher your tower grew. That didn't mean your tower got stronger, did it? More blocks didn't necessarily mean a better tower. [Transition] Today, we'll learn that sometimes more may not always be a good thing! Let's go find out MORE! See what I did there?"

Lead your group to the Large Group area.

TODAY'S BIBLE STORY

Give It Away
Bigger Barns
Luke 12:16-21

TODAY'S BOTTOM LINE

Share what you have.

MONTHLY MEMORY VERSE

Suppose you can be trusted with something very little. Then you can also be trusted with something very large. Luke 16:10a, NIV

MONTHLY LIFE APP

Responsibility—Showing you can be trusted with what is expected of you

BASIC TRUTH

I should treat others the way I want to be treated.



CREATING A SAFE PLACE TO CONNECT 25 MINUTES

MADE TO PLAY

an activity that encourages learning through following guidelines and/or working as a group

TODAY'S BIBLE STORY

Give It Away Bigger Barns Luke 12:16-21

TODAY'S BOTTOM LINE

Share what you have.

MONTHLY MEMORY VERSE

Suppose you can be trusted with something very little. Then you can also be trusted with something very large. Luke 16:10a, NIV

MONTHLY LIFE APP

Responsibility—Showing you can be trusted with what is expected of you

BASIC TRUTH

I should treat others the way I want to be treated.



\* 1. SAVE THE BARN [TALK ABOUT GOD | BIBLE STORY REVIEW]


WHAT YOU NEED: Hand sanitizer, cardboard boxes filled with items, paper, markers, and dice

WHAT YOU DO:

- Encourage kids to use one pump of hand sanitizer before beginning the game. Divide kids into two teams. Have each team line up about 20 feet away from their box. In front of both teams, create a path up to the box using five pieces of paper. Make sure one of the pieces of paper is labelled "Review." Explain that the goal is to cross the paper game board to save their barn because it is filled to the brim with too many things. They must come to the rescue and share all of the items. The first person from each team to rolls the die to find out how many spaces they can move. If they land on "Review" they must ask you for a Review question in order to roll the die again and move forward. Once the player has rolled enough times to get to the barn (box), they take one item out of their barn to carry back to their team. Encourage the kids to only grab one item and not to touch the other items. The next player receives the game die and continues the game. The first team to clear out their barn, wins! After the game, ask any review questions that you didn't get to in the game.

Review Questions (consider asking the questions in the following order, since it's the story order):

1. What did the man who came to Jesus want Jesus to tell his brother? (to share the family property with him)
2. In the story that Jesus told, what problem did the rich man have? (his land produced more grain than he had room to store)
3. What was the rich man going to do to solve the problem that he had? (he was going to build bigger barns to store all of the extra grain)
4. What did the rich man tell himself that he should do since he had so much grain? (relax and take it easy)
5. Was the rich man going to share any of his extra grain? (no)
6. Why do you think God was upset with the rich man? (the rich man was selfish; he could have shared his extra grain with a lot of people)
7. What did God say to the man after the man decided he would take life easy? (that the man was going to die that very night)
8. Would the man get to enjoy his extra grain? (no)
9. Where does everything we have come from? (God)
10. If the rich man got a second chance, what do you think he should do with all of his extra grain? (he should share it)



WEEK  
**TWO**  
JANUARY 2021

SMALL GROUP  
**2-3**


**PRELUDE**      **SOCIAL**      **STORY**      **WORSHIP**      **GROUPS**      **HOME**

CREATING A SAFE PLACE TO CONNECT  
25 MINUTES

## (\* 1. SAVE THE BARN, CONTINUED)

### WHAT YOU SAY:

“Whew! Your barns were so full that I thought they would bust. I’m glad you worked fast to clear them out. There’s no need to keep everything for yourself when you can share and help others. Have you ever shared what you had with someone else? *(Allow time for responses to discuss what they gave and who they gave it to.)* [**Make it Personal**] *(Tell kids about a time when you shared something with others, like financial support after a job loss, time or energy for a family with a new kid in the house, extra yard work for an ill neighbor, or even masks when they were hard to come by!)* Sometimes it can be hard to share, especially when we want more and more. Just remember, God gave you everything. And when you **share what you have** you’re wise with what God has blessed you with. That’s a big responsibility and opportunity that we get to say yes to!”



CREATING A SAFE PLACE TO CONNECT 25 MINUTES

MADE TO IMAGINE

an activity that promotes empathy and facilitates concrete application through role-play and reenactment

TODAY'S BIBLE STORY

Give It Away Bigger Barns Luke 12:16-21

TODAY'S BOTTOM LINE

Share what you have.

MONTHLY MEMORY VERSE

Suppose you can be trusted with something very little. Then you can also be trusted with something very large. Luke 16:10a, NIV

MONTHLY LIFE APP

Responsibility—Showing you can be trusted with what is expected of you

BASIC TRUTH

I should treat others the way I want to be treated.



2. MOVERS AND SHARERS [LIVE FOR GOD | APPLICATION ACTIVITY]


WHAT YOU NEED: "Movers and Sharers" Activity Page, scissors, markers, paper clips

WHAT YOU DO:

- Ask kids to think of what they have to share. Encourage them not only to think through physical items, but to also think about the skills and talents they have. Give examples like singing, good handwriting, being smart, etc. Provide each kid with a "Movers and Sharers" Activity Page. Encourage kids to fill in each coupon with what they can share. (For example: I can share my good singing voice, my love for baking, my skills in math) Once the coupons are filled out, instruct kids to cut out the coupons and paperclip them together. Ask kids to discuss how they plan on sharing their coupons. (For example: I can share my good singing voice by singing songs at a retirement home to make people happy! I can share my love for baking by making cookies for my neighbors. I can share my skill at math by helping a classmate out who has a hard time studying.) Remind them to hand out all of their coupons this week and complete their sharing ideas.

WHAT YOU SAY:

"Wow! I love hearing about all of the creative ideas you have. A lot of times, we only think of physical items and money when it comes to sharing, but God has given us so much more. From your talents to our hobbies to hard work and fun quirks, I'm so thankful that He has given you endless opportunities to share what you have. I can't wait to hear the stories of how you shared what God has given you this week to make a huge impact around you!"



CREATING A SAFE PLACE TO CONNECT  
25 MINUTES

**MADE TO EXPLORE**

an activity that extends learning through hands-on experimentation and discovery



**3. RIPPLE EFFECT**

[HEAR FROM GOD | MEMORY VERSE ACTIVITY]

**WHAT YOU NEED:** Bible, hand sanitizer, bowls of water, and small items

**WHAT YOU DO:**

- Let kids sanitize their hands since they'll be touching the same items.
- Encourage kids to get in pairs.
- Make sure that each pair has a Bible and instruct the kids to look up Luke 16:10 together.
- Review the verse as a group.
- Give each pair of kids a bowl of water and three small items.
- Invite the partners to drop their items in the water and observe how each item creates a different ripple effect, depending on the size.
- If time allows, let pairs trade items and experiment more.

**WHAT YOU SAY:**

"Did you notice that no matter how small or big the item, it still made a ripple in the water? We can easily think that we don't have a whole lot to share with other people when in reality, everything God has given us can create a ripple of goodness in the world! The more we are faithful in sharing the small things, the more God will trust us with the big things. I don't know about you, but if saying yes to **sharing what you have** leads to big opportunities to tell people about God's love, then I want to do it!"

**TODAY'S BIBLE STORY**

**Give It Away**  
Bigger Barns  
Luke 12:16-21

**TODAY'S BOTTOM LINE**

Share what you have.

**MONTHLY MEMORY VERSE**


**Suppose you can be trusted with something very little. Then you can also be trusted with something very large.**  
Luke 16:10a, NIV

**MONTHLY LIFE APP**

**Responsibility—Showing you can be trusted with what is expected of you**

**BASIC TRUTH**

**I should treat others the way I want to be treated.**



CREATING A SAFE PLACE TO CONNECT 25 MINUTES

MADE TO REFLECT

an activity that creates space for personal processing and application



4. PRAY AND DISMISS [PRAY TO GOD | PRAYER ACTIVITY]

WHAT YOU NEED: Pictures

WHAT YOU DO:

- Share some pictures of your church's missionary partners or people who your church has helped. You could also talk about how much money your church has raised or how many kids your church may support or raise funds for organizations like Compassion International. Discuss how it was not only the church's offerings that made an impact but church members' skills, gifts, and prayers. Pray that your church would continue to share what they have to make an impact in their city and around the world.

TODAY'S BIBLE STORY

Give It Away Bigger Barns Luke 12:16-21

TODAY'S BOTTOM LINE

Share what you have.

MONTHLY MEMORY VERSE

Suppose you can be trusted with something very little. Then you can also be trusted with something very large. Luke 16:10a, NIV

MONTHLY LIFE APP

Responsibility—Showing you can be trusted with what is expected of you

BASIC TRUTH


I should treat others the way I want to be treated.

WHAT YOU SAY:

"Dear God, we are so thankful for people who share so that our world can be a better place. Help us be quick to love the people around us with what You have gifted us with. Help us remember that there is nothing too small or insignificant that You can't use to do big things. Help us know that we can always share what we have."

As adults arrive to pick up, encourage kids to show off their coupons. Ask them to tell their adult about one of the things they look forward to sharing. Remind them to share what you have this week.





## GETTING READY

HERE'S EVERYTHING YOU NEED TO KNOW TO GET READY FOR THIS WEEK

### SOCIAL: PROVIDING TIME FOR FUN INTERACTION (15 MINUTES)

Welcome kids and spend time engaging in conversation and catching up. Get ready to experience today's story. **(Choose one or both of these activities.)**

#### 1. EARLY ARRIVER

*Made to Move:* an activity that increases the oxygen in the brain and taps into the energy in the body

**WHAT YOU NEED:**

- Hand sanitizer
- Offering container
- Brown construction paper; one piece for every kid
- Tape
- Small ball (could be whiffle ball, craft foam ball, or even aluminum foil shaped into a ball)

#### 2. OPENING ACTIVITY

*Made to Explore:* an activity that extends learning through hands-on experimentation and discovery

**WHAT YOU NEED:**

- Blocks (any kind); ten to fifteen for each kid

### GROUPS: CREATING A SAFE PLACE TO CONNECT (25 MINUTES)

Create a safe place to connect and learn how the Bible story applies to real life experiences, through interactive activities and discussion questions.

**(Choose as many of these activities as you like.)**

\* If you don't have time to do all these activities, be sure to do activity #1.

#### \* 1. SAVE THE BARN

##### [TALK ABOUT GOD | BIBLE STORY REVIEW]

*Made to Play:* an activity that encourages learning through following guidelines and/or working as a group

**WHAT YOU NEED:**

- Hand-sanitizer with a pump dispenser
- Two large containers—cardboard moving boxes, plastic tubs, buckets, or anything large enough to hold various items

- For added fun, decorate your containers like barns!
- Random items that can fit inside the containers—Bible, coat, gloves, hat, etc.—enough to fill the containers to the top
- Ten pieces of paper
- Two dice
- Marker
  - Label two pieces of paper "Review." Make sure each group gets one piece of paper with "review" on it.
  - Set up containers about 20 feet away from where kids will line up.
  - Fill each container with random items.
  - Line up five pieces of paper in front of both teams leading up to their "barn."

#### 2. MOVERS AND SHARERS

##### [LIVE FOR GOD | APPLICATION ACTIVITY]

*Made to Imagine:* an activity that promotes empathy and facilitates concrete application through role-play and reenactment

**WHAT YOU NEED:**

- Print the "Movers and Sharers" Activity Page; one for each kid
- Markers
- Scissors for each kid
- Paper clips; one for each kid

#### 3. RIPPLE EFFECT

##### [HEAR FROM GOD | MEMORY VERSE ACTIVITY]

*Made to Explore:* an activity that extends learning through hands-on experimentation and discovery

**WHAT YOU NEED:**

- Styrofoam bowls; one for every two kids
  - Fill each bowl with water.
- Small items that can fit inside the bowls: penny, button, game piece or anything small that can get wet; three items for each bowl
- Hand sanitizer



WEEK  
**TWO**  
JANUARY 2021

SMALL GROUP  
**2-3**

**PRELUDE**      **SOCIAL**      **STORY**      **WORSHIP**      **GROUPS**      **HOME**

## GETTING READY

HERE'S EVERYTHING YOU NEED TO KNOW TO GET READY FOR THIS WEEK

### 4. PRAY AND DISMISS

[PRAY TO GOD | PRAYER ACTIVITY]

*Made to Reflect:* an activity that creates space for personal processing and application

**WHAT YOU NEED:**

- Pictures of missionary partners, kids who are sponsored by your church, or pictures of your church sharing/helping people; enough to pass around and show kids

**HOME: PROMPTING ACTION BEYOND THE EXPERIENCE**

- Print on cardstock or email this week's GodTime devotionals and Parent Cue cards.
- Tell parents about our additional family resources: **Studio252.tv** and the **Parent Cue app**.