



TODAY'S SUGGESTED SCHEDULE

TODAY'S BIBLE STORY

Ants Marching
Ant and Sluggard
Proverbs 6:6-8

TODAY'S BOTTOM LINE

Work hard.

MONTHLY MEMORY VERSE

Suppose you can be trusted
with something very little.
Then you can also be trusted
with something very large.
Luke 16:10a, NIV

MONTHLY LIFE APP

**Responsibility—Showing you
can be trusted with what is
expected of you**

BASIC TRUTH

I need to make the wise choice.

PRELUDE: Setting the tone for the experience

See the **Getting Ready** pages at the end of this document for a detailed description of what you'll need for today. In the **Prelude** folder of your curriculum, you'll find a variety of other resources to help you prepare.

SMALL GROUP

15
MIN

SOCIAL: Providing time for fun interaction

Early Arriver
Opening Activity

LARGE GROUP

35
MIN

STORY: Communicating God's truth in engaging ways **WORSHIP: Inviting people to respond to God**

Welcome/Opener
Worship ("This Little Light" from *Living Inside Out* and
"(I Want to Say) Thank You" from *This Love*)
Bible Story
Bottom Line
Prayer
Closer

SMALL GROUP

25
MIN

GROUPS: Creating a safe place to connect

Bible Story Review: Store the Goods
Application Activity: Game of Life
Memory Verse Activity: Work for It
Prayer Activity: Pray and Dismiss

HOME: Prompting action beyond the experience

Parent Cue Card (print or email)
GodTime devotional for kids
Studio252.tv
Parent Cue App



WEEK
THREE
JANUARY 2021

SMALL GROUP
2-3

PRELUDE SOCIAL STORY WORSHIP GROUPS HOME

PROVIDING TIME FOR FUN INTERACTION
15 MINUTES

MADE TO CONNECT

an activity that invites kids to share and collaborate with others while growing their understanding



Before kids arrive, take a few moments to pray for them. Pray that kids would see the value in hard work and start to develop the habit of not shying away from working hard. Thank God for the abilities you and your few have to work hard physically, mentally, and spiritually. Pray that kids would leave today encouraged to tackle whatever lies in front of them.

TODAY'S BIBLE STORY

Ants Marching
Ant and Sluggard
Proverbs 6:6-8

1. EARLY ARRIVER

WHAT YOU NEED: Offering container, hand sanitizer, and decks of cards

WHAT YOU DO:

- Welcome kids by name and with an elbow bump as they arrive.
- Invite kids who brought an offering to place it in the offering container.
- Encourage the kids to use one pump of hand sanitizer.
- After they clean their hands, instruct kids to get a deck of cards and share it with a friend.
- Show them different ways to shuffle cards and encourage them to take turns trying by themselves.
- Direct the kids to pick up the cards when they go all over the place after attempting to shuffle.
- As kids practice shuffling, ask them: What do you think is the hardest subject in school?

TODAY'S BOTTOM LINE

Work hard.

MONTHLY MEMORY VERSE

Suppose you can be trusted with something very little. Then you can also be trusted with something very large.
Luke 16:10a, NIV

MONTHLY LIFE APP

Responsibility—Showing you can be trusted with what is expected of you

BASIC TRUTH

I need to make the wise choice.



WEEK
THREE
JANUARY 2021

SMALL GROUP
2-3

PRELUDE **SOCIAL** **STORY** **WORSHIP** **GROUPS** **HOME**

PROVIDING TIME FOR FUN INTERACTION
15 MINUTES

MADE TO PLAY

an activity that encourages learning through following guidelines and/or working as a group

TODAY'S BIBLE STORY

Ants Marching
Ant and Sluggard
Proverbs 6:6-8

TODAY'S BOTTOM LINE

Work hard.

MONTHLY MEMORY VERSE

Suppose you can be trusted with something very little.
Then you can also be trusted with something very large.
Luke 16:10a, NIV

MONTHLY LIFE APP

Responsibility—Showing you can be trusted with what is expected of you

BASIC TRUTH

I need to make the wise choice.



2. OPENING ACTIVITY

WHAT YOU NEED: Various kid-friendly games


WHAT YOU DO:

- Encourage kids to sit in groups of two to four and choose a game to play. Monitor kids and when necessary, remind them to spread out and keep physical space between themselves.
- Continue to play as time and interest allow.
- Go around to groups and ask what the best part of the game is and what the most challenging part is.

WHAT YOU SAY:

"I love playing games, but sometimes they can be challenging! What is your favorite game to play? *(Allow time for responses and share your favorite game.)* Those sound awesome! What is the hardest game you ever played? *(Allow time for responses and share a game you think is challenging, too.)* **[Transition]** Today in Large Group, we'll learn how God wants us to work hard and stick with things that are a challenge."

Lead your group to the Large Group area.



**CREATING A SAFE PLACE TO CONNECT
25 MINUTES**

MADE TO MOVE

an activity that increases the oxygen in the brain and taps into the energy in the body

TODAY'S BIBLE STORY

Ants Marching
Ant and Sluggard
Proverbs 6:6-8

TODAY'S BOTTOM LINE

Work hard.

MONTHLY MEMORY VERSE

Suppose you can be trusted with something very little. Then you can also be trusted with something very large.
Luke 16:10a, NIV

MONTHLY LIFE APP

Responsibility—Showing you can be trusted with what is expected of you

BASIC TRUTH

I need to make the wise choice.



1. STORE THE GOODS

[TALK ABOUT GOD | BIBLE STORY REVIEW]

WHAT YOU NEED: Hand sanitizer, grocery bags, canned goods, paper, marker, tape

WHAT YOU DO:


- Instruct kids to use one pump of hand sanitizer as they return to Small Group time.
- Divide kids into two teams.
- Give each kid a paper or plastic grocery bag.
- Instruct the kids to work in teams like the ants and store up food to share with people who need it.
- Explain that canned goods are hidden around the room. Kids work with their teams to find the cans and fill their bags.
- Direct the kids that when they find a can, it might be wrapped in a review question.
- Once a team finds a review can, the team must stop, unwrap the review question, and tell you the answer before they move on to find the next can.
- The team with the most cans in their bags wins!
- When all of the cans have been found, add up the cans to determine the winner.
- For added fun, pick a local food bank or missions partner to donate the goods to. You can even hold a food drive to help restock the food bank after the holiday! Help kids understand that their hard work can benefit others.

Review Questions:

1. Who was the young ruler of Israel? (*Solomon*)
2. Out of everything he could have had, what did Solomon ask God for? (*wisdom*)
3. What did Solomon become known for? (*He became known as one of the wisest men to ever live*)
4. What is the book of the Bible that holds many of Solomon's wise sayings? (*Proverbs*)
5. What insect did we talk about today? (*ant*)
6. What did we learn today that makes the ant stand out? (*They are hard-working*)
7. How do the ants work hard? (*They store up their food*)
8. Do ants have a leader or ruler who keeps them focused on their work? (*no*)
9. What can we learn from the ants? (*We can be hard workers, too*)

WHAT YOU SAY:

"Great job stocking up on supplies, teams! You all worked hard. That hard work will pay off when we get to give these canned goods to people who could really use them. Today, we learned that ants are pretty incredible at working hard. And God built you to work hard, too! You can work hard in order make



WEEK
THREE
JANUARY 2021


SMALL GROUP
2-3

PRELUDE **SOCIAL** **STORY** **WORSHIP** **GROUPS** **HOME**

CREATING A SAFE PLACE TO CONNECT
25 MINUTES

(1. STORE THE GOODS, CONTINUED)

the world around you a better place. Can you believe that? How have you worked hard before to help others around you? *(Allow time for responses.)* **[Make it Personal]** **(Tell about a time when you worked hard to make the world around you better.)** Don't forget how special God made you to be. Every unique quality about you and every passion He placed within you can be used to **work hard** and change the world for the better!"



CREATING A SAFE PLACE TO CONNECT
25 MINUTES

MADE TO IMAGINE

an activity that promotes empathy and facilitates concrete application through role-play and reenactment



***2. GAME OF LIFE**

[LIVE FOR GOD | APPLICATION ACTIVITY]

WHAT YOU NEED: "Game of Life" Activity Pages, markers, glue sticks, plastic sandwich bags, and scissors

WHAT YOU DO:

- Hand out "Game of Life" gameboard and blue squares page to every kid.
- Encourage kids to choose four blue squares to fill their blue spaces on their gameboard. They cut those squares out and glue them to the blue spaces on the gameboard.
- Instruct the kids to write down ways they can work hard this week in the green squares on their gameboard. Give them examples of places where they can work hard (the park, home, school, neighborhood, at a friend's house).
- Instruct them to leave the orange spaces free to use later.
- Once the kids have completed their gameboards, hand out a numbered squares page to every kid.
- Give a pair of scissors to each kid and instruct them to cut out the numbers and place them in a plastic sandwich bag.
- Explain that every day they can pull out a number and move that many places on their gameboard. Whatever space they land on is their "work hard" challenge for that day!
- Let kids practice pulling out a number to see where they land.
- Engage kids in a conversation about a way they can work hard based on the gameboard space they landed on.
- If they land on an orange space, explain that you will fill those spaces in later.

TODAY'S BIBLE STORY

Ants Marching
Ant and Sluggard
Proverbs 6:6-8

TODAY'S BOTTOM LINE

Work hard.

MONTHLY MEMORY VERSE

Suppose you can be trusted with something very little. Then you can also be trusted with something very large.
Luke 16:10a, NIV

MONTHLY LIFE APP


Responsibility—Showing you can be trusted with what is expected of you

BASIC TRUTH

I need to make the wise choice.

WHAT YOU SAY:

"These are probably the coolest looking gameboards I've ever seen! As our amazing game shows, there are so many different ways to **work hard** and use what God has given us. God didn't make us to stand still in the game of life. He created us strong, unique, and full of passion to do big things in this world! Let's go out and **work hard** this week!"



CREATING A SAFE PLACE TO CONNECT
25 MINUTES

MADE TO PLAY

an activity that encourages learning through following guidelines and/or working as a group



3. WORK FOR IT

[HEAR FROM GOD | MEMORY VERSE ACTIVITY]

WHAT YOU NEED: Prepared plastic cling wrap ball with the "Memory Verse Cards" Activity Page, Bibles, hand sanitizer, (optional) prizes

WHAT YOU DO:

- Prepare a cling wrap ball as described in Getting Ready.
- Invite kids to sit in a circle.
- Since they'll touch the same item, have everyone sanitize their hands right before starting this activity.
- Explain that they will pass around the cling wrap ball, attempting to unravel and find the hidden memory verse cards.
- If you have ten kids or fewer, let kids unwrap the ball until they find a card, then give the ball to the next kid.
- If you have more than ten kids, let each kid unwrap for about five seconds then pass the ball even if they didn't find a card.
- Once the ball is unraveled, instruct kids to put the memory verse in order.
- Encourage the kids to find the verse in their Bible and refer to it if they need help!
- Demonstrate how you can roll the cling wrap ball back together and make it big again.
- Discuss how things that start off small can grow bigger over time and hard work.

TODAY'S BIBLE STORY

Ants Marching
Ant and Sluggard
Proverbs 6:6-8

TODAY'S BOTTOM LINE

Work hard.

MONTHLY MEMORY VERSE

Suppose you can be trusted with something very little. Then you can also be trusted with something very large.
Luke 16:10a, NIV

MONTHLY LIFE APP


Responsibility—Showing you can be trusted with what is expected of you

BASIC TRUTH

I need to make the wise choice.

WHAT YOU SAY:

"Finding those memory verse words required some hard work, and you rocked it! Just a little work from each person and the ball was completely unraveled. There are times when we think that we can't offer enough or that our work may not amount to much. But just like in today's game, what we give every day helps us **work hard** in a big way! Our little efforts can lead to a lot! This week, let's look for little opportunities to work hard every day so that we can make a big splash around us!"



WEEK
THREE
JANUARY 2021

SMALL GROUP
2-3

PRELUDE SOCIAL STORY WORSHIP GROUPS HOME

CREATING A SAFE PLACE TO CONNECT
25 MINUTES

MADE TO REFLECT

an activity that creates space for personal processing and application



4. PRAY AND DISMISS
[PRAY TO GOD | PRAYER ACTIVITY]

WHAT YOU NEED: Gameboards from "Game of Life" Activity and markers

WHAT YOU DO:

- Ask kids to get their gameboards and a marker.
- Explain that one of the ways we can work hard is to pray big and bold prayers for people! Big prayers don't have to be long, though! Even short prayers can ask God for big things, like peace for a tough family situation or help learning a challenging subject at school.
- Encourage kids to write some big prayers for their family, friends, city, or our world in the orange squares on their board.
- Invite kids to share one of their prayer ideas from their orange squares.
- Close your group time in prayer.

TODAY'S BIBLE STORY

Ants Marching
Ant and Sluggard
Proverbs 6:6-8

WHAT YOU SAY:

"Dear Jesus, thank You for the opportunity to **work hard**. We know that every small thing we do each day can be used to show Your love to others. We ask that You help us see ways we can **work hard** this week and that we would be excited to be a part of a purpose that is bigger than ourselves! We love You! In Jesus' name, amen."

TODAY'S BOTTOM LINE

Work hard.

As adults arrive to pick up, invite kids to show off their gameboards. Ask them to talk about one of the ways they can **work hard** this week. Encourage adults to check in with kids throughout the week to see the progress they make!

MONTHLY MEMORY VERSE


Suppose you can be trusted with something very little. Then you can also be trusted with something very large.
Luke 16:10a, NIV

MONTHLY LIFE APP

Responsibility—Showing you can be trusted with what is expected of you

BASIC TRUTH

I need to make the wise choice.



GETTING READY

HERE'S EVERYTHING YOU NEED TO KNOW TO GET READY FOR THIS WEEK

SOCIAL: PROVIDING TIME FOR FUN INTERACTION (15 MINUTES)

Welcome kids and spend time engaging in conversation and catching up. Get ready to experience today's story. **(Choose one or both of these activities.)**

1. EARLY ARRIVER

Made to Connect: an activity that invites kids to share and collaborate with others while growing their understanding

WHAT YOU NEED:

- Offering Container
- Hand sanitizer
- Decks of cards; one for every two kids

2. OPENING ACTIVITY

Made to Play: an activity that encourages learning through following guidelines and/or working as a group

WHAT YOU NEED:

- Various kid-friendly games like Apples to Apples®, UNO®, Go Fish, Candy Land®, etc.; one game for every two to four kids

GROUPS: CREATING A SAFE PLACE TO CONNECT (25 MINUTES)

Create a safe place to connect and learn how the Bible story applies to real life experiences, through interactive activities and discussion questions.

(Choose as many of these activities as you like.)

* If you don't have time to do all these activities, be sure to do activity #2.

1. STORE THE GOODS

[TALK ABOUT GOD | BIBLE STORY REVIEW]

Made to Move: an activity that increases the oxygen in the brain and taps into the energy in the body

WHAT YOU NEED:

- Hand sanitizer with pump
- Fifty canned goods
- Paper or plastic grocery bags; one for each kid
- Wrap nine canned goods with paper and tape to can. Write one review question from the curriculum on

each. Questions are below.

- Who was the young ruler of Israel?
- Out of everything he could have had, what did Solomon ask God for?
- What did Solomon become known for?
- What is the book of the Bible that holds many of Solomon's wise sayings?
- What insect did we talk about today?
- What did we learn today that makes the ant stand out?
- How do the ants work hard?
- Do ants have a leader or ruler who keeps them focused on their work?
- What can we learn from the ants?

*2. GAME OF LIFE

[LIVE FOR GOD | APPLICATION ACTIVITY]

Made to Imagine: an activity that promotes empathy and facilitates concrete application through role-play and reenactment

WHAT YOU NEED:

- Print the "Game of Life" Activity Pages on cardstock; one set of pages for each kid
- Markers
- Scissors for each kid
- Glue sticks
- Plastic sandwich bags; one for each kid


3. WORK FOR IT

[HEAR FROM GOD | MEMORY VERSE ACTIVITY]

Made to Play: an activity that encourages learning through following guidelines and/or working as a group

WHAT YOU NEED:

- Print the "Memory Verse Cards" Activity Page on cardstock and cut apart
- Bibles
- Hand sanitizer
- Roll of standard plastic cling wrap
- (Optional) small prizes like candy
 - Lay out the plastic wrap, place a word down, and roll the wrap like a ball (maybe five times around) then place another word down. Continue this



WEEK
THREE
JANUARY 2021

SMALL GROUP
2-3

PRELUDE **SOCIAL** **STORY** **WORSHIP** **GROUPS** **HOME**

GETTING READY

HERE'S EVERYTHING YOU NEED TO KNOW TO GET READY FOR THIS WEEK

process until all words are wrapped.

- *Optional:* Wrap small prizes along with the memory verse cards.

4. PRAY AND DISMISS

[PRAY TO GOD | PRAYER ACTIVITY]

Made to Reflect: an activity that creates space for personal processing and application

WHAT YOU NEED:

- Gameboards from "Game of Life" Activity
- Markers

HOME: PROMPTING ACTION BEYOND THE EXPERIENCE

- Print on cardstock or email this week's GodTime devotionals and Parent Cue cards.
- Tell parents about our additional family resources: **Studio252.tv** and the **Parent Cue app**.