



## TODAY'S SUGGESTED SCHEDULE

### TODAY'S BIBLE STORY

#### Say What You Need to Say

Use Words Wisely  
Ephesians 4:29

### TODAY'S BOTTOM LINE

Use your words wisely.

### MONTHLY MEMORY VERSE

Suppose you can be trusted with something very little. Then you can also be trusted with something very large.

Luke 16:10a, NIV

### MONTHLY LIFE APP

Responsibility—Showing you can be trusted with what is expected of you

### BASIC TRUTH

I need to make the wise choice.

### PRELUDE: Setting the tone for the experience

See the **Getting Ready** pages at the end of this document for a detailed description of what you'll need for today.

In the **Prelude** folder of your curriculum, you'll find a variety of other resources to help you prepare.

### SMALL GROUP

**15**  
MIN

#### SOCIAL: Providing time for fun interaction

Early Arriver  
Opening Activity

### LARGE GROUP

**35**  
MIN

#### STORY: Communicating God's truth in engaging ways WORSHIP: Inviting people to respond to God

Welcome/Opener  
Worship ("Friend Like You" from *This Love* and "(I Want To Say) Thank You" from *This Love*)  
Bible Story  
Bottom Line  
Prayer  
Closer

### SMALL GROUP


**25**  
MIN

#### GROUPS: Creating a safe place to connect

Bible Story Review: Marshmallow Towers  
Application Activity: Compliment Who  
Memory Verse Activity: Tough Words  
Prayer Activity: Pray and Dismiss

### HOME: Prompting action beyond the experience

Parent Cue Card (print or email)  
GodTime devotional for kids  
Studio252.tv  
Parent Cue App



PRELUDE SOCIAL STORY WORSHIP GROUPS HOME

PROVIDING TIME FOR FUN INTERACTION 15 MINUTES

MADE TO EXPLORE

an activity that extends learning through hands-on experimentation and discovery



Before kids arrive, take a few moments to pray for them. Ask God to guide kids to have self-control when it comes to their words, and to use them wisely. Pray that kids would see that the words they use can be stewarded for good or they can be weapons to hurt others or to get our own way. Pray that they would use their words to build others up and show them God's love.

TODAY'S BIBLE STORY

Say What You Need to Say Use Words Wisely Ephesians 4:29

1. EARLY ARRIVER

WHAT YOU NEED: Offering container, hand sanitizer, prepared plastic cups, string, and scissors or wooden skewer

WHAT YOU DO:

- Welcome kids by name and with an elbow bump as they arrive.
• Invite kids who brought an offering to put it in the offering container.
• Direct kids to use one pump of hand sanitizer as they arrive.
• Give each kid one length of string and two cups.
• Instruct kids to thread the string through the bottom of one cup.
• Help kids tie a knot inside the cup so the string stays in place. They should tie the knot so the longest amount of string is running out from the bottom of the cup and the knot is inside the cup.
• Repeat this process with the other end of the string and the other cup.
• When you pull the cups away from each other, keeping the string taut, you should be able to communicate by speaking into one cup while someone else holds the other cup to their ear.
• Instruct kids to take turns giving each other compliments through their new phones.
• As kids play, ask: What is the coolest thing someone has ever said about you?

TODAY'S BOTTOM LINE

Use your words wisely.

MONTHLY MEMORY VERSE


Suppose you can be trusted with something very little. Then you can also be trusted with something very large. Luke 16:10a, NIV

MONTHLY LIFE APP

Responsibility—Showing you can be trusted with what is expected of you

BASIC TRUTH

I need to make the wise choice.



PROVIDING TIME FOR FUN INTERACTION 15 MINUTES

MADE TO PLAY

an activity that encourages learning through following guidelines and/or working as a group

TODAY'S BIBLE STORY

Say What You Need to Say Use Words Wisely Ephesians 4:29

TODAY'S BOTTOM LINE

Use your words wisely.

MONTHLY MEMORY VERSE

Suppose you can be trusted with something very little. Then you can also be trusted with something very large. Luke 16:10a, NIV

MONTHLY LIFE APP

Responsibility—Showing you can be trusted with what is expected of you

BASIC TRUTH

I need to make the wise choice.



2. OPENING ACTIVITY

WHAT YOU NEED: Dry erase board, dry erase marker

WHAT YOU DO:

- Write the following gibberish sayings on the dry erase board, one at a time. Hold up the dry erase board for kids to guess the gibberish sayings. If your kids are unable to read, that's okay. You can read the saying aloud and let them guess. Encourage kids to say the sentences out loud a few times together to help them decode the gibberish.

Gibberish Sayings:

- 1. GEEZ EZ RAX (Jesus rocks.) 2. CHURGE IZ KULE (Church is cool.) 3. OL EV GODE (I love God.) 4. LEVG OD LEV PEEP UL (Love God. Love people.) 5. WUR CHIP DA LODE (Worship the Lord.)

WHAT YOU SAY:

"Wow! That was a lot of fun. You all did a great job using your genius brains to decode these secret messages. [Transition] Today in Large Group, we'll learn another way we can be smart with our words and helpful, too!"

Lead your group to the Large Group area.



CREATING A SAFE PLACE TO CONNECT 25 MINUTES

MADE TO CREATE

an activity that explores ideas through the process of drawing, building, designing, and problem-solving

TODAY'S BIBLE STORY

Say What You Need to Say Use Words Wisely Ephesians 4:29

TODAY'S BOTTOM LINE

Use your words wisely.

MONTHLY MEMORY VERSE

Suppose you can be trusted with something very little. Then you can also be trusted with something very large. Luke 16:10a, NIV

MONTHLY LIFE APP

Responsibility—Showing you can be trusted with what is expected of you

BASIC TRUTH

I need to make the wise choice.



\* 1. MARSHMALLOW TOWERS [TALK ABOUT GOD | BIBLE STORY REVIEW]

WHAT YOU NEED: Marshmallows, toothpicks, timer or phone timer, and Twister® spinner or quarter

WHAT YOU DO:

- Divide your kids into three teams. Give each team several toothpicks and enough mini marshmallows to build a tall structure. Explain that the teams will build towers as fast and as high as they can in 30 seconds with the marshmallows and toothpicks. Set the timer for 30 seconds and let the teams build. When the timer stops, instruct the teams to take turns with the spinner. If you don't have a spinner, flip the quarter. "Heads" equals hand and "Tails" equals foot. If the spinner lands on a hand, the team gets an extra hand, which mean you help them with their tower for the next 30 seconds. If the spinner lands on a foot, the team must take down a total of five sticks and marshmallows then answer a review question. Continue to play as time and interest allow.

Review questions:

- Who wrote the letter that we read part of today? (Paul)
- What church did he write this letter to? (the church in Ephesus)
- Wildcard! Say something encouraging about someone in your group.
- Where was Paul when he wrote this letter? (in prison)
- What was the point of the Bible truth that we read today? (We should use our words wisely and to build each other up.)
- Say something encouraging about someone in our group.
- Who gives us the perfect example of using words of hope, truth, and love? (Jesus)

WHAT YOU SAY:

"Now those were some pretty impressive marshmallow towers! How did you feel when some of your tower had to be taken down? (Allow time for responses.) Yeah, I bet. But let me ask you this. How did you feel when you got an extra boost to make your tower even taller? (Allow time for responses.) Those are some great thoughts.

"Our words can either help build others up, like we built these towers, or tear a person down like we tore those towers down. Has someone ever made you feel awesome with their words about you? (Allow time for kids to share stories.) It's both awesome and a BIG responsibility to have the power to build people up with our words. This week, make the choice to stand up, use your words wisely, and lift the world around you to epic heights!"



CREATING A SAFE PLACE TO CONNECT 25 MINUTES

MADE TO IMAGINE

an activity that promotes empathy and facilitates concrete application through role-play and reenactment

TODAY'S BIBLE STORY

Say What You Need to Say Use Words Wisely Ephesians 4:29

TODAY'S BOTTOM LINE

Use your words wisely.

MONTHLY MEMORY VERSE

Suppose you can be trusted with something very little. Then you can also be trusted with something very large. Luke 16:10a, NIV

MONTHLY LIFE APP

Responsibility—Showing you can be trusted with what is expected of you

BASIC TRUTH

I need to make the wise choice.



2. COMPLIMENT WHO [LIVE FOR GOD | APPLICATION ACTIVITY]

WHAT YOU NEED: "Compliment Who" Activity Pages

WHAT YOU DO:

- Instruct kids to get into groups of three or four. Give each group a deck of "Compliment Who" cards. One at a time, kids draw a card without looking at it, stick it on their head, and their teammates give them clues about who the person on the card is. Instruct the kids to use words of encouragement and compliments of the person instead of normal descriptions. For example, for a sanitation worker they can say, "You do an incredible job of getting rid of smelly stuff. You are also a fabulous driver with that big ol' truck!" Once the person on the card is guessed, the kid can put their card to the side. Then, the next kid draws a card. Repeat at least until each kid has a chance to draw a card and guess who's on their head. Once kids finish their game, encourage them to think of other people in their life they can build up and encourage with their words.

WHAT YOU SAY:

"We can forget how easy it is to see the good in people and use our words to inspire others. It can even be fun! [Make it Personal] (Tell about a time someone used their words wisely toward you and showed you Jesus' love.) Here's the thing, God put us on Earth to point everyone to Him. When you use your words wisely, everyone around us has a better chance of feeling His love and knowing Him! When we leave today, we can remember the awesome responsibility and role we have to show everyone the love of Jesus through our powerful words."



CREATING A SAFE PLACE TO CONNECT  
25 MINUTES

**MADE TO EXPLORE**

an activity that extends learning through hands-on experimentation and discovery



**3. TOUGH WORDS**

[HEAR FROM GOD | MEMORY VERSE ACTIVITY]

**WHAT YOU NEED:** "Tough Words" Activity Page, sand paper squares, crayons, and cotton balls

**WHAT YOU DO:**

- Provide each kid with a "Tough Words" Activity Page and a crayon.
- Instruct kids to fill in the missing memory verse words.
- Give each kid a sandpaper square and a cotton ball.
- Instruct the kids to rub their sandpaper across one of the words of their paper and observe how it hurts the appearance of the word.
- Instruct them to rub their cotton ball across a different word and discuss how it does not affect the word.

**TODAY'S BIBLE STORY**

**Say What You Need to Say**

Use Words Wisely  
Ephesians 4:29

**TODAY'S BOTTOM LINE**

**Use your words wisely.**

**MONTHLY MEMORY VERSE**

**Suppose you can be trusted with something very little. Then you can also be trusted with something very large.**  
Luke 16:10a, NIV

**MONTHLY LIFE APP**


**Responsibility—Showing you can be trusted with what is expected of you**

**BASIC TRUTH**

**I need to make the wise choice.**

**WHAT YOU SAY:**

"Raise your hand if you've ever had someone say something to you that didn't feel so good? (*Allow just enough time for kids to raise their hands.*) Me too. Our words can either be tough like sandpaper or gentle like this cotton ball. Here's the awesome news, God has entrusted you to **use your words wisely**, so you can inspire and love everyone around you. The more we choose to use our words in a gentle way that pleases Him, the more room we give God to provide us with more opportunities to reach more people. What an awesome motivation to think before we speak!"



CREATING A SAFE PLACE TO CONNECT 25 MINUTES

MADE TO REFLECT

an activity that creates space for personal processing and application



4. PRAY AND DISMISS [PRAY TO GOD | PRAYER ACTIVITY]

WHAT YOU NEED: Sandpaper from "Tough Words" Activity

WHAT YOU DO:

- Have kids grab their sandpaper squares.
• Ask kids to think of a time they may have let their words be more tough than gentle.
• Pray and ask God to help you use your words in a wise way to build people up.
• Encourage kids to throw away their sandpaper at the end of the prayer.

WHAT YOU SAY:

"Dear Jesus, thank You for the forgiveness You give us in the times we allow our words to be tough like sandpaper. Please help us use our words as an encouragement to everyone we talk with! Even when we meet times of challenge, frustration, or hurt, help us remember that we can make a choice not hurt others with our words. May every person we come in contact with see a glimpse of You through the way we speak. Thank You for the example You give in the Bible to help change the world when you use your words wisely. In Jesus' name, amen."

As adults arrive to pick up, ask kids to tell them about the "Compliment Who" game and the creative compliments they used to describe people they interact with. Encourage them to use your words wisely and share a compliment about the adult who picks them up!

TODAY'S BIBLE STORY

Say What You Need to Say Use Words Wisely Ephesians 4:29

TODAY'S BOTTOM LINE

Use your words wisely.

MONTHLY MEMORY VERSE


Suppose you can be trusted with something very little. Then you can also be trusted with something very large. Luke 16:10a, NIV

MONTHLY LIFE APP

Responsibility—Showing you can be trusted with what is expected of you

BASIC TRUTH

I need to make the wise choice.



## GETTING READY

HERE'S EVERYTHING YOU NEED TO KNOW TO GET READY FOR THIS WEEK

### SOCIAL: PROVIDING TIME FOR FUN INTERACTION (15 MINUTES)

Welcome kids and spend time engaging in conversation and catching up. Get ready to experience today's story. **(Choose one or both of these activities.)**

#### 1. EARLY ARRIVER

*Made to Explore:* an activity that extends learning through hands-on experimentation and discovery

**WHAT YOU NEED:**

- Offering container
- Hand sanitizer
- Plastic or sturdy paper cups; two for each kid
- String; five feet for each kid
- Scissors OR, if using paper cups, a wooden skewer stick or similar
  - Poke holes in the bottoms of each cup with scissors for plastic and wooden skewer for paper.

#### 2. OPENING ACTIVITY

*Made to Play:* an activity that encourages learning through following guidelines and/or working as a group

**WHAT YOU NEED:**

- Dry erase board
- Dry erase marker

### GROUPS: CREATING A SAFE PLACE TO CONNECT (25 MINUTES)

Create a safe place to connect and learn how the Bible story applies to real life experiences, through interactive activities and discussion questions.

**(Choose as many of these activities as you like.)**

\* If you don't have time to do all these activities, be sure to do activity #1.

#### \* 1. MARSHMALLOW TOWER

[TALK ABOUT GOD | BIBLE STORY REVIEW]

*Made to Create:* an activity that explores ideas through the process of drawing, building, designing, and problem-solving

**WHAT YOU NEED:**

- Three bags of mini marshmallows
- Three small containers of toothpicks
- Twister® spinner or a quarter

#### 2. COMPLIMENT WHO

[LIVE FOR GOD | APPLICATION ACTIVITY]

*Made to Imagine:* an activity that promotes empathy and facilitates concrete application through role-play and reenactment

**WHAT YOU NEED:**

- Print the "Compliment Who" Activity Pages and cut apart; one set for every three to four kids

#### 3. TOUGH WORDS

[HEAR FROM GOD | MEMORY VERSE ACTIVITY]

*Made to Explore:* an activity that extends learning through hands-on experimentation and discovery

**WHAT YOU NEED:**

- Print the "Tough Words" Activity Page; one for each kid
- Small sandpaper squares, about one inch (can also purchase sandpaper and cut into small pieces); one square for each kid
- Cotton balls; one for each kid
- Crayons

#### 4. PRAY AND DISMISS

[PRAY TO GOD | PRAYER ACTIVITY]

*Made to Reflect:* an activity that creates space for personal processing and application

**WHAT YOU NEED:**

- Sandpaper from "Tough Words" Activity

### HOME: PROMPTING ACTION BEYOND THE EXPERIENCE

- Print on cardstock or email this week's GodTime devotionals and Parent Cue cards.
- Tell parents about our additional family resources: **Studio252.tv** and the **Parent Cue app**.