

TODAY'S SUGGESTED SCHEDULE

TODAY'S BIBLE STORY

The Greatest

Greatest Commandment
Matthew 22:36-40

TODAY'S BOTTOM LINE

Love God. Love others.

MONTHLY MEMORY VERSE

Suppose you can be trusted with something very little. Then you can also be trusted with something very large.
Luke 16:10a, NIV

MONTHLY LIFE APP

Responsibility—Showing you can be trusted with what is expected of you

BASIC TRUTH

I should treat others the way I want to be treated.

PRELUDE: Setting the tone for the experience

See the **Getting Ready** pages at the end of this document for a detailed description of what you'll need for today.

In the **Prelude** folder of your curriculum, you'll find a variety of other resources to help you prepare.

SMALL GROUP

15
MIN

SOCIAL: Providing time for fun interaction

Early Arriver
Opening Activity

LARGE GROUP

35
MIN

STORY: Communicating God's truth in engaging ways WORSHIP: Inviting people to respond to God

Welcome/Opener
Worship ("Made In the Image" from *Little Praise Party: Ready Set Go* and "Trust You With My Heart" from *This Love*)
Bible Story
Bottom Line
Prayer
Closer

SMALL GROUP

25
MIN

GROUPS: Creating a safe place to connect

Bible Story Review: Greatest Commandment
Application Activity: Love Others
Memory Verse Activity: Show Love
Prayer Activity: Pray and Dismiss

HOME: Prompting action beyond the experience

Parent Cue Card (print or email)
GodTime devotional for kids
Studio252.tv
Parent Cue App



PROVIDING TIME FOR FUN INTERACTION 15 MINUTES

MADE TO MOVE

an activity that increases the oxygen in the brain and taps into the energy in the body



Before kids arrive, take a few moments to pray for them. Thank God for the love you have for your few and their families. Ask God to help your few understand what it means to be loved by Him and to let that love overflow to others. For those who are going through hard times at home, pray that they would feel God's love and presence with them.

TODAY'S BIBLE STORY

The Greatest

Greatest Commandment Matthew 22:36-40

TODAY'S BOTTOM LINE

Love God. Love others.

MONTHLY MEMORY VERSE

Suppose you can be trusted with something very little. Then you can also be trusted with something very large. Luke 16:10a, NIV

MONTHLY LIFE APP

Responsibility—Showing you can be trusted with what is expected of you

BASIC TRUTH


I should treat others the way I want to be treated.

1. EARLY ARRIVER

WHAT YOU NEED: Offering container and hand sanitizer

WHAT YOU DO:

- Invite kids to place their offerings in the container and direct them to apply hand sanitizer.
Teach kids the (ASL) sign for "love" and two unofficial signs for "love" and "I love you."
Make your hands into fists and cross your arms over your chest for "love." (ASL)
Unofficial "I love you" - Start with a fist then extend the pinky, followed by the index finger, then the thumb. Keep the middle and ring fingers down.
Unofficial "love" - Curl the fingers on both hands and point your thumbs down then joining them to make a heart shape (hand heart).
Invite kids to share any ways they say "love" or "I love you," either through hand signs, gestures, inside jokes with family, or a specific language spoken at home.



PROVIDING TIME FOR FUN INTERACTION
15 MINUTES

MADE TO MOVE

an activity that increases the oxygen in the brain and taps into the energy in the body



2. OPENING ACTIVITY

WHAT YOU NEED: Hand sanitizer, music

WHAT YOU DO:

- Help kids adjust their masks and apply hand sanitizer if they haven't done so.
- Play the music and direct kids to mingle around the

TODAY'S BIBLE STORY

The Greatest

Greatest Commandment
Matthew 22:36-40

TODAY'S BOTTOM LINE

Love God. Love others.

MONTHLY MEMORY VERSE

Suppose you can be trusted with something very little. Then you can also be trusted with something very large.

Luke 16:10a, NIV

MONTHLY LIFE APP

Responsibility—Showing you can be trusted with what is expected of you

BASIC TRUTH


I should treat others the way I want to be treated.

- environment.
 - At random times, call out pairs of items. If the items go together, kids quickly pair up elbow to elbow, fingertip to fingertip (but not touching!) or any other method that ensures a safe distance.
 - If the items DON'T go together, kids keep mingling.
- NOTE: If you have an odd number of kids, join in the game.
- Possible pairs:
 - Milk and cookies
 - Socks and shoes
 - Pancakes and broccoli
 - Peanut butter and jelly
 - Toothbrush and toothpaste
 - Macaroni and cheese
 - Soap and ice cream
 - Soap and water
 - Sharks and socks
 - Spaghetti and meatballs
 - Cake and ice cream
 - Teeth and toes
 - Dinosaurs and doughnuts
 - Pancakes and syrup
 - Hugs and kisses

WHAT YOU SAY:

"You guys did a great job knowing the things that go together! **[Transition]** In Large Group, we'll learn what Jesus said are the two most important things that go together. Let's go learn more."

Lead your group to the Large Group area.



CREATING A SAFE PLACE TO CONNECT 25 MINUTES

MADE TO MOVE

an activity that increases the oxygen in the brain and taps into the energy in the body



1. GREATEST COMMANDMENT [TALK ABOUT GOD | BIBLE STORY REVIEW]

WHAT YOU NEED: Bible marked at Matthew 22

WHAT YOU DO:

- Invite a volunteer to open the Bible to Matthew 22. Read verses 37-39. Ask a few guiding questions to encourage kids' involvement such as: What did Jesus say is the most important commandment? (to love God; to love God with all your heart; etc.) What did He say is like it? (love your neighbor as you love yourself) Unpack that loving God with all our heart, soul, and mind means to love God with EVERYTHING we have. Emphasize that Jesus said loving others is just as important as loving God, and that when we love others, we also show God that we love HIM! Call out scenarios (see below) that are examples of showing love to God or NOT showing love. Also add scenarios that are relevant for your kids. If the scenario shows love, instruct kids to stand and make a "heart" with their arms by touching their fingertips together over their heads. If the scenario DOESN'T show love, instruct kids to sit down. You share your cookie with your friend. You make your bed even before your foster mom tells you. You sing songs to God. When your dad says that it's time to come inside, you complain and whine. You take time to play with your younger sibling. You make the wise choice. You keep playing your video game after your mom says it's time to stop. You let someone else go first. You yell at someone and call them names. You say, "I'm sorry." You read your Bible. You say, "I love you!" Keep interest high by maintaining an engaging presence and varying your pace.

TODAY'S BIBLE STORY

The Greatest

Greatest Commandment Matthew 22:36-40

TODAY'S BOTTOM LINE

Love God. Love others.

MONTHLY MEMORY VERSE

Suppose you can be trusted with something very little. Then you can also be trusted with something very large. Luke 16:10a, NIV

MONTHLY LIFE APP

Responsibility—Showing you can be trusted with what is expected of you

BASIC TRUTH

I should treat others the way I want to be treated.

WHAT YOU SAY:

"If we want to follow Jesus, we have a responsibility to love God and love others. And you know what? When we love others, we also show God that we love HIM! We can say it this way: Love God. Love others."

"So how can YOU love God and love others this week? (If kids are stuck for ideas, ask prompting questions such as: How could you love your friends? Could you share with them? Could you let them choose first? How could you love your foster mom and dad? Could you do your chores the first time they ask? Could you give them a hug? How could you love your brother or sister? Could you let them play with you?) Great ideas! So, remember: Love God. Love others."



CREATING A SAFE PLACE TO CONNECT 25 MINUTES

MADE TO IMAGINE

an activity that promotes empathy and facilitates concrete application through role-play and reenactment

TODAY'S BIBLE STORY

The Greatest

Greatest Commandment Matthew 22:36-40

TODAY'S BOTTOM LINE

Love God. Love others.

MONTHLY MEMORY VERSE

Suppose you can be trusted with something very little. Then you can also be trusted with something very large. Luke 16:10a, NIV

MONTHLY LIFE APP

Responsibility—Showing you can be trusted with what is expected of you

BASIC TRUTH

I should treat others the way I want to be treated.



*2. LOVE OTHERS

[LIVE FOR GOD | APPLICATION ACTIVITY]

WHAT YOU NEED: Hand sanitizer, pillow case or bag, and a variety of items

WHAT YOU DO:

- Help kids apply hand sanitizer. Invite kids to take turns reaching into the bag, choosing an item, guessing what it is (no peeking!), then pulling it out. For each object, lead kids to think of ways they could use that item to show love to others. For example: A water bottle - Kids might suggest giving water to someone who's thirsty. A marker or notecard - Kids suggest writing a note or drawing a picture for a friend or someone who's sad. Candy - Kids suggest sharing with a friend. Book - Kids suggest reading to a younger sibling.

HINT: If kids are stuck for ideas, ask prompting questions to spark their creativity. Encourage as many ideas as possible by saying things like: Great answer! Good thinking! Oh, I hadn't thought of that! What else?

- Add challenge by pairing two items and guiding kids to think of ways they could use both items to show love. If appropriate for your group, lead kids to pantomime each idea. When the bag is empty, encourage kids to name ways they could show love with nothing. (giving a hug, a smile, a kind word, etc.)

WHAT YOU SAY:

"God wants us to use what we have to show love to others. Sometimes we have (hold up each item as you name it) markers, a bottle of water, candy, or a book. Other times, we don't have anything at all. But no matter what we have or don't have, we can always show love.

[Make It Personal] (Tell about a time when you were young and used what you had to show love. It may have been sharing your snack with someone at school, letting someone else choose first, or taking time to play with a sibling when you wanted to do something else.)

"You can show love to others, too, even though you're young. You don't have to wait for someone else to go first. You can love God by loving others with WHATEVER you have! What are some ways that you can love others this week? (If kids are stuck for ideas, ask prompting questions to activate their creativity: How could you show love to your mom? your stepdad? someone at school?) Great ideas! So remember: Love God. Love others."



CREATING A SAFE PLACE TO CONNECT 25 MINUTES

MADE TO PLAY

an activity that encourages learning through following guidelines and/or working as a group



3. SHOW LOVE [HEAR FROM GOD | MEMORY VERSE ACTIVITY]

WHAT YOU NEED: Bibles, "Gameboard" Activity Page, "Show Love" Activity Pages, tokens, dice

WHAT YOU DO:

- Help kids look up and "read" the memory verse using the Bible navigation tips below.

TODAY'S BIBLE STORY

The Greatest

Greatest Commandment Matthew 22:36-40

Finding verses with kindergartners: Guide kids to open the Bibles to the marked page. Point to "Luke" at the top of the page as you say, "Luke." Then, guide kids to find the big number 16 (1,6) on the page. Explain that this is the chapter number. Finally, guide them to look under the big 16 for the little 10; this is the verse number. Tell kids to leave their finger on the verse as you read the verse aloud. Then, lead everyone to say the verse together.

TODAY'S BOTTOM LINE

Love God. Love others.

Finding verses with 1st graders: Guide kids to open their Bibles to the front and find the table of contents. (Hold up a Bible opened to the table of contents to show kids what the page looks like.) When kids find the table of contents, lead them to find Luke in the list under "New Testament." You can help by telling them that Luke starts with the letters L-U. When the kids find Luke, lead them to look at the page number beside the word. Explain that the number tells them on what page they can find Luke. Help kids find the page. When they find Luke, explain that the big numbers on the page are the chapter numbers. Help them find chapter 16. Explain that the small numbers are verse numbers. Help them find verse 10 in chapter 16. Read the verse aloud together.

MONTHLY MEMORY VERSE

Suppose you can be trusted with something very little. Then you can also be trusted with something very large. Luke 16:10a, NIV

- Unpack the ideas of "little" and "large." Emphasize that when we can be responsible with small things like chores, following directions, or obeying our parents, we can be trusted to do bigger, more important things like taking care of a pet or having a special classroom job at school.
- Guide kids to get into groups of two or three. Pair younger kids with older ones who can help if needed.
- Give each group a gameboard, tokens, a die, and a set of "Show Love" cards.
- Lead kids to take turns rolling the die to move along game board.
- If they land on a colored space, they draw a card and say, "I can love God and love others by . . . (making my bed, cleaning a table, sweeping, giving a hug to someone who's sad, etc.)."
- Variation: Kids can pantomime the action for teammates to guess.
- Note: Save the gameboard and cards for Week 5.

MONTHLY LIFE APP


Responsibility—Showing you can be trusted with what is expected of you

BASIC TRUTH

I should treat others the way I want to be treated.

WHAT YOU SAY:

"As followers of Jesus, we have a responsibility to love God by loving others. One way we can love others is by doing what they expect us to do. We can do our chores, do our homework, follow directions, and obey our parents. And when we can be trusted to do those small things, God can trust us with bigger things. Jesus said it this way: Suppose you can be trusted with something very little. Then you can also be trusted with something very large. So this week, Love God. Love others. Love them by doing what's expected of you."



CREATING A SAFE PLACE TO CONNECT 25 MINUTES

MADE TO REFLECT

an activity that creates space for personal processing and application



TODAY'S BIBLE STORY

The Greatest

Greatest Commandment Matthew 22:36-40

TODAY'S BOTTOM LINE

Love God. Love others.

MONTHLY MEMORY VERSE

Suppose you can be trusted with something very little. Then you can also be trusted with something very large. Luke 16:10a, NIV

MONTHLY LIFE APP

Responsibility—Showing you can be trusted with what is expected of you

BASIC TRUTH

I should treat others the way I want to be treated.

4. PRAY AND DISMISS [PRAY TO GOD | PRAYER ACTIVITY]

WHAT YOU NEED: No supplies needed

WHAT YOU DO:


- Review the signs and hand gestures from "Early Arriver." Use the conversation below as a guide to lead kids in a responsive prayer. Lead kids to make a "love" sign (either the ASL sign or the hand heart) whenever you say, "Love." As you pray, lead kids to keep their eyes open and make a "love" sign whenever you say, "Love."

WHAT YOU SAY:

"The important thing to remember today is Love (pause) God. Love (pause) others. What are some ways that you can love (make "love" sign) God and love (make love sign) others? (I can follow directions the first time; I can send a card to my grandma; I can pray; I can spend time with my little sister; I can sing songs to God.) Great ideas! Let's pray.

"Dear God, thank You so much for loving us. Thank You for teaching us that the two most important things are to Love (pause) God. Love (pause) others. Help us to Love (pause) God. Love (pause) others, because You loved us first. We love (pause) You, Lord. Amen."

As adults arrive to pick up, encourage kids to show parents their "love" hand sign and tell parents today's Bottom Line: Love God. Love others.



GETTING READY

HERE'S EVERYTHING YOU NEED TO KNOW TO GET READY FOR THIS WEEK

SOCIAL: PROVIDING TIME FOR FUN INTERACTION (15 MINUTES)

Welcome kids and spend time engaging in conversation and catching up. Get ready to experience today's story. (Choose one or both of these activities.)

1. EARLY ARRIVER

Made to Move: an activity that increases the oxygen in the brain and taps into the energy in the body

WHAT YOU NEED:

- Offering container
Hand sanitizer

2. OPENING ACTIVITY

Made to Move: an activity that increases the oxygen in the brain and taps into the energy in the body

WHAT YOU NEED:

- Hand sanitizer
Music

GROUPS: CREATING A SAFE PLACE TO CONNECT (25 MINUTES)

Create a safe place to connect and learn how the Bible story applies to real life experiences, through interactive activities and discussion questions.

(Choose as many of these activities as you like.)

* If you don't have time to do all these activities, be sure to do activity #2.

1. GREATEST COMMANDMENT

[TALK ABOUT GOD | BIBLE STORY REVIEW]

Made to Move: an activity that increases the oxygen in the brain and taps into the energy in the body

WHAT YOU NEED:

- Bible marked at Matthew 22

*2. LOVE OTHERS

[LIVE FOR GOD | APPLICATION ACTIVITY]

Made to Imagine: an activity that promotes empathy and facilitates concrete application through role-play and reenactment

WHAT YOU NEED:

- Hand sanitizer
Pillow case or soft, opaque bag
A variety of everyday items such as a bottle of water, a marker, a notecard, a stuffed animal, prepackaged candy, a book, etc.
Place the items in the pillowcase/bag.

3. SHOW LOVE

[HEAR FROM GOD | MEMORY VERSE ACTIVITY]

Made to Play: an activity that encourages learning through following guidelines and/or working as a group

WHAT YOU NEED:

- Print the 'Gameboard' Activity Pages on cardstock; one for every two or three kids.
Print the 'Show Love' Activity Pages on cardstock and cut apart the cards; one set for every two or three kids.
Hand sanitizer
Bibles
For kindergarteners, mark Bibles at Luke 16
Game tokens such as buttons or bingo markers; one for each kid
Dice; one for every two or three kids
Note: Save the gameboard and cards for Week 5.

4. PRAY AND DISMISS

[PRAY TO GOD | PRAYER ACTIVITY]

Made to Reflect: an activity that creates space for personal processing and application

WHAT YOU NEED:

- No supplies needed

HOME: PROMPTING ACTION BEYOND THE EXPERIENCE

- Print on cardstock or email this week's GodTime devotionals and Parent Cue cards.
Tell parents about our additional family resources: Studio252.tv and the Parent Cue app.