



## TODAY'S SUGGESTED SCHEDULE

### TODAY'S BIBLE STORY

**Give It Away**  
Bigger Barns  
Luke 12:16-21

### TODAY'S BOTTOM LINE

Share what you have.

### MONTHLY MEMORY VERSE

Suppose you can be trusted with something very little. Then you can also be trusted with something very large.  
Luke 16:10a, NIV

### MONTHLY LIFE APP

**Responsibility—Showing you can be trusted with what is expected of you**

### BASIC TRUTH

I should treat others the way I want to be treated.

### PRELUDE: Setting the tone for the experience

See the **Getting Ready** pages at the end of this document for a detailed description of what you'll need for today. In the **Prelude** folder of your curriculum, you'll find a variety of other resources to help you prepare.

### SMALL GROUP

**15**  
MIN

#### **SOCIAL: Providing time for fun interaction**

Early Arriver  
Opening Activity

### LARGE GROUP

**35**  
MIN

#### **STORY: Communicating God's truth in engaging ways** **WORSHIP: Inviting people to respond to God**

Welcome/Opener  
Worship ("Live You Love" from *Can't Stop Won't Stop* and "Trust You With My Heart" from *This Love*)  
Bible Story  
Bottom Line  
Prayer  
Closer

### SMALL GROUP

**25**  
MIN

#### **GROUPS: Creating a safe place to connect**

Bible Story Review: Share  
Application Activity: Share What You Have  
Memory Verse Activity: Share and Share Alike  
Prayer Activity: Pray and Dismiss

### HOME: Prompting action beyond the experience

Parent Cue Card (print or email)  
GodTime devotional for kids  
Studio252.tv  
Parent Cue App



PROVIDING TIME FOR FUN INTERACTION 15 MINUTES

MADE TO EXPLORE

an activity that extends learning through hands-on experimentation and discovery



Before kids arrive, take a few moments to pray for them. Ask God to help kids as they learn more about a concept that is counterintuitive in all phases of life but especially for kids: sharing! Pray especially for the kids whose families have hit hard times; ask God to show them that everyone has something they can share. Ask God to give your kids hearts and attitudes that are open to sharing whatever they have to offer.

TODAY'S BIBLE STORY

Give It Away Bigger Barns Luke 12:16-21

1. EARLY ARRIVER

WHAT YOU NEED: Offering container, manipulatives, hand sanitizer, and paper

TODAY'S BOTTOM LINE

Share what you have.

WHAT YOU DO:

- Invite kids to place their offerings in the container and give them each a pump of hand sanitizer. Set out the manipulatives and challenge kids to work together to divide them equally among two, four, five, or ten groups (or whatever factors work best for the number of manipulatives you provided).

MONTHLY MEMORY VERSE

Suppose you can be trusted with something very little. Then you can also be trusted with something very large. Luke 16:10a, NIV

NOTE: If you have primarily younger kids, make the activity more concrete by setting out a piece of paper for each group/factor. (For example, set out two pieces of paper for the first round and five pieces of paper for the second round, etc.) Lead kids to "deal" the manipulatives evenly among the groups then count the number of items in each group.

MONTHLY LIFE APP

Responsibility—Showing you can be trusted with what is expected of you

BASIC TRUTH

I should treat others the way I want to be treated.



PROVIDING TIME FOR FUN INTERACTION 15 MINUTES

MADE TO MOVE

an activity that increases the oxygen in the brain and taps into the energy in the body



2. OPENING ACTIVITY

WHAT YOU NEED: Hand sanitizer, prepared cones, ball pit ball, whiffle ball or similar

WHAT YOU DO:

- Guide kids to sit in a circle.
• Help kids adjust their masks (if applicable) and apply hand sanitizer if they haven't, yet.
• Give each kid a paper cone made from the construction paper.
• Set the ice cream (ball) inside one kid's cone.
• Lead kids to "pass the ice cream" from cone to cone without touching it or letting it fall.
• When kids get the hang of it—and if time allows—add a challenge by guiding them to pass the "ice cream" more quickly, change directions on cue, or pass it behind their backs!

TODAY'S BIBLE STORY

Give It Away Bigger Barns Luke 12:16-21

WHAT YOU SAY:

"You guys did a great job sharing your ice cream! What is something else you can share? (a snack, a toy, a cookie) [Transition] In Large Group, we'll learn what Jesus said about sharing. Let's go learn more."

Lead your group to the Large Group area.

TODAY'S BOTTOM LINE

Share what you have.

MONTHLY MEMORY VERSE


Suppose you can be trusted with something very little. Then you can also be trusted with something very large. Luke 16:10a, NIV

MONTHLY LIFE APP

Responsibility—Showing you can be trusted with what is expected of you

BASIC TRUTH

I should treat others the way I want to be treated.



CREATING A SAFE PLACE TO CONNECT  
25 MINUTES

### MADE TO MOVE

an activity that increases the oxygen in the brain and taps into the energy in the body



## 1. SHARE

[TALK ABOUT GOD | BIBLE STORY REVIEW]

**WHAT YOU NEED:** Hand sanitizer, large construction paper, floor tape, cotton balls or pom poms, pieces of cardboard, upbeat worship music

### WHAT YOU DO:

- Help kids adjust their masks, if necessary, then apply hand sanitizer.
- Divide the group into two to four teams, depending on your number of kids and the size of your Small Group area.
- Direct each team to stand at opposite "corners" of your area.
- Set a construction paper "barn" by each team.
  - If you have three or four teams, position the barns so that they're about the same distance apart.
- Tape each "barn's" edges to the floor.
- Drop an equal number of cotton balls or pom poms onto each team's "barn" and give each kid a piece of cardboard.
- Play the music and guide kids to fan their cardboard to move the cotton balls out of their own team's barn and into other barns.
- When you stop the music, kids return to their team's barn.
- Keep interest high by varying the length of time you play the music and by guiding kids to move different ways for each round—tiptoe, on their knees, crawling, heel-walking, etc.

### TODAY'S BIBLE STORY

**Give It Away**  
Bigger Barns  
Luke 12:16-21

### TODAY'S BOTTOM LINE

**Share what you have.**

### MONTHLY MEMORY VERSE

**Suppose you can be trusted with something very little. Then you can also be trusted with something very large.**  
Luke 16:10a, NIV

### MONTHLY LIFE APP

**Responsibility—Showing you can be trusted with what is expected of you**


### BASIC TRUTH

**I should treat others the way I want to be treated.**

### WHAT YOU SAY:

"Did the man in today's Bible story share what he had? (*No!*) What happened? (*Other people got his stuff. God told him it was more important to share.*) You guys did a great job sharing what you had. You didn't try to keep it for yourselves! We can say it this way. **Share what you have.**

"What are some things that YOU have that you can share with others? (*my toys, my food, a smile, or some extra kindness*) Great ideas! Even if you don't think you have anything, you can ALWAYS share a smile, a kind word, or a hug. No matter what, you can do what God wants you to do and **share what you have.**"



CREATING A SAFE PLACE TO CONNECT 25 MINUTES

MADE TO CREATE

an activity that explores ideas through the process of drawing, building, designing, and problem-solving



\*2. SHARE WHAT YOU HAVE [LIVE FOR GOD | APPLICATION ACTIVITY]

WHAT YOU NEED: Hand sanitizer and craft supplies

WHAT YOU DO:

- Help kids apply hand sanitizer. Give each kid a portion of the craft supplies. 'Ration' the supplies so that kids will need to share as they create. Ask kids to use the supplies to create an example of something they can share; such as, toys, snacks, school supplies, reading skills, etc. As kids work, use the conversation below as a guide to bring home today's Bottom Line. Share what you have.

TODAY'S BIBLE STORY

Give It Away Bigger Barns Luke 12:16-21

TODAY'S BOTTOM LINE

Share what you have.

MONTHLY MEMORY VERSE

Suppose you can be trusted with something very little. Then you can also be trusted with something very large. Luke 16:10a, NIV

MONTHLY LIFE APP

Responsibility—Showing you can be trusted with what is expected of you

BASIC TRUTH

I should treat others the way I want to be treated.

WHAT YOU SAY:

'Just like I gave you these craft supplies, EVERYTHING that we have comes from God. Does God want us to keep what He gives us all to ourselves? (No!) No, God wants us to share what He gives us! Because when we share with others, we show them who God is and what He's like.

[Make It Personal] (Tell kids about something you shared when you were young. It may have been smiling at someone who was sad, sharing a toy with a friend, or sharing time with your brother or sister. Tell the kids how you felt when you shared and how your actions showed God's love.)

'What can YOU share with others? (If kids are stuck for ideas, ask prompting questions to guide them: Do you have toys you can share? Who can you share them with? What can you share at school? What can you share with your brother or sister? Recognize that kids may feel they don't have anything to share. Incorporate sharing 'intangibles' such as time, kind words, hugs, smiles, or talents.) Great ideas! You can be responsible with what God gives you and share what you have!'



CREATING A SAFE PLACE TO CONNECT  
25 MINUTES

### MADE TO IMAGINE

an activity that promotes empathy and facilitates concrete application through role-play and reenactment

### TODAY'S BIBLE STORY

**Give It Away**  
Bigger Barns  
Luke 12:16-21

### TODAY'S BOTTOM LINE

**Share what you have.**

### MONTHLY MEMORY VERSE

**Suppose you can be trusted with something very little. Then you can also be trusted with something very large.**  
Luke 16:10a, NIV

### MONTHLY LIFE APP

**Responsibility—Showing you can be trusted with what is expected of you**

### BASIC TRUTH

**I should treat others the way I want to be treated.**



### 3. SHARE AND SHARE ALIKE

[HEAR FROM GOD | MEMORY VERSE ACTIVITY]


**WHAT YOU NEED:** "Share and Share Alike" Activity Pages, Bibles, limited supply of markers and/or crayons

**WHAT YOU DO:**

- Guide kids to look up and read verse using Bible navigation tips from Week 1.
- Give each kid an Activity Page. Guide kids to point to the words as you read the verse aloud.
- Set out the markers or crayons—enough for each kid to have one but limited so that the kids will need to share.
- Lead kids to draw pictures of themselves sharing with someone.
- Ask prompting questions if kids are stuck for what to draw:
  - Could you share with a friend? Who? What could you share with them?
  - Could you share with your brother or sister? What could you share?
- When kids finish, encourage them to "share" their drawings or dramatize their ideas for the group.

**WHAT YOU SAY:**

"Everything that we have comes from God. And God wants us to be responsible and share what He gives us. You guys are doing a great job sharing the markers and crayons, and you have great ideas for how you can **share what you have**. When you share with others, you show them that you love them and that God loves them, too. You also show God that you can be trusted with both small AND big things. So remember, **share what you have.**"



CREATING A SAFE PLACE TO CONNECT  
25 MINUTES

**MADE TO REFLECT**

an activity that creates space for personal processing and application



**4. PRAY AND DISMISS**  
[PRAY TO GOD | PRAYER ACTIVITY]

**WHAT YOU NEED:** Shareable treat

**WHAT YOU DO:**

- Share the treats with the kids.
- Give one to each kid plus one or two more for them to share with others later.
- Use the conversation below as a guide to lead kids into prayer.

**TODAY'S BIBLE STORY**

**Give It Away**  
Bigger Barns  
Luke 12:16-21

**WHAT YOU SAY:**

"God doesn't want us to think about what we can keep for ourselves. He wants us to share what we have. Just like I shared the [treat's name] with you, you can share them with others, too. Who will you share your [treat's name] with? They will be so happy that you shared with them! Let's pray and ask God to help us share this week."

**TODAY'S BOTTOM LINE**

**Share what you have.**

Lead kids in prayer, thanking Him for giving us SO much. Thank Him for Jesus and ask Him to help both you and the kids **share what you have.**

**MONTHLY MEMORY VERSE**

**Suppose you can be trusted with something very little. Then you can also be trusted with something very large.**  
Luke 16:10a, NIV

As adults arrive to pick up, encourage kids to show parents their treats and tell who they'll share with.

**MONTHLY LIFE APP**

**Responsibility—Showing you can be trusted with what is expected of you**

**BASIC TRUTH**

**I should treat others the way I want to be treated.**



GETTING READY

HERE'S EVERYTHING YOU NEED TO KNOW TO GET READY FOR THIS WEEK

SOCIAL: PROVIDING TIME FOR FUN INTERACTION (15 MINUTES)

Welcome kids and spend time engaging in conversation and catching up. Get ready to experience today's story. (Choose one or both of these activities.)

1. EARLY ARRIVER

Made to Explore: an activity that extends learning through hands-on experimentation and discovery

WHAT YOU NEED:

- Offering container
Hand sanitizer
Small manipulatives such as buttons or plastic beans; 20 of each item for younger kids and up to 50 for older kids
Ten sheets of paper

2. OPENING ACTIVITY

Made to Move: an activity that increases the oxygen in the brain and taps into the energy in the body

WHAT YOU NEED:

- Hand sanitizer
Brown or tan construction paper
Tape
Roll and tape construction paper into cones; one for each kid
A ball pit ball, whiffle ball, wad of crumpled foil, or something similar

GROUPS: CREATING A SAFE PLACE TO CONNECT (25 MINUTES)

Create a safe place to connect and learn how the Bible story applies to real life experiences, through interactive activities and discussion questions.

(Choose as many of these activities as you like.)

\* If you don't have time to do all these activities, be sure to do activity #2.

1. SHARE

[TALK ABOUT GOD | BIBLE STORY REVIEW]

Made to Move: an activity that increases the oxygen in the brain and taps into the energy in the body

WHAT YOU NEED:

- Hand sanitizer
Large construction paper in different colors; one sheet for every two to three kids in a group (each a different color)
Floor tape
Cotton balls or pom poms; about five for each kid
Small pieces of cardboard; one for each kid
Upbeat worship music

\*2. SHARE WHAT YOU HAVE

[LIVE FOR GOD | APPLICATION ACTIVITY]

Made to Create: an activity that explores ideas through the process of drawing, building, designing, and problem-solving

WHAT YOU NEED:

- Hand sanitizer
A variety of shareable craft supplies such as Play-Doh and Play-Doh tools, paint dot markers and paper, stickers and paper, or whatever you have on hand; provide enough for each kid

3. SHARE AND SHARE ALIKE

[HEAR FROM GOD | MEMORY VERSE ACTIVITY]

Made to Imagine: an activity that promotes empathy and facilitates concrete application through role-play and reenactment

WHAT YOU NEED:

- Print the "Share and Share Alike" Activity Page; one for each kid
Bibles
For kindergarteners, mark Bibles at Luke 16.
A limited supply of markers and/or crayons

4. PRAY AND DISMISS

[PRAY TO GOD | PRAYER ACTIVITY]

Made to Reflect: an activity that creates space for personal processing and application

WHAT YOU NEED:

- A shareable treat that's appropriate for your environment, i.e. stickers or candies; two or three for each kid





WEEK  
**TWO**  
JANUARY 2021

SMALL GROUP  
**K-1**

**PRELUDE      SOCIAL      STORY      WORSHIP      GROUPS      HOME**

## GETTING READY

HERE'S EVERYTHING YOU NEED TO KNOW TO GET READY FOR THIS WEEK

### HOME: PROMPTING ACTION BEYOND THE EXPERIENCE

- Print on cardstock or email this week's GodTime devotionals and Parent Cue cards.
- Tell parents about our additional family resources: **Studio252.tv** and the **Parent Cue app**.