

TODAY'S SUGGESTED SCHEDULE

TODAY'S BIBLE STORY

Ants Marching
Ant and Sluggard
Proverbs 6:6-8

TODAY'S BOTTOM LINE

Work hard.

MONTHLY MEMORY VERSE

Suppose you can be trusted
with something very little.
Then you can also be trusted
with something very large.
Luke 16:10a, NIV

MONTHLY LIFE APP

**Responsibility—Showing you
can be trusted with what is
expected of you**

BASIC TRUTH

I need to make the wise choice.

PRELUDE: Setting the tone for the experience

See the **Getting Ready** pages at the end of this document for a detailed description of what you'll need for today. In the **Prelude** folder of your curriculum, you'll find a variety of other resources to help you prepare.

SMALL GROUP

15
MIN

SOCIAL: Providing time for fun interaction

Early Arriver
Opening Activity

LARGE GROUP

35
MIN

STORY: Communicating God's truth in engaging ways **WORSHIP: Inviting people to respond to God**

Welcome/Opener
Worship ("This Little Light" from *Living Inside Out* and
"(I Want To Say) Thank You" from *This Love*)
Bible Story
Bottom Line
Prayer
Closer

SMALL GROUP


25
MIN

GROUPS: Creating a safe place to connect

Bible Story Review: Ants at a Picnic
Application Activity: Ways to Work
Memory Verse Activity: Ant Hill
Prayer Activity: Pray and Dismiss

HOME: Prompting action beyond the experience

Parent Cue Card (print or email)
GodTime devotional for kids
Studio252.tv
Parent Cue App



PROVIDING TIME FOR FUN INTERACTION
15 MINUTES

MADE TO CREATE

an activity that explores ideas through the process of drawing, building, designing, and problem-solving



Before kids arrive, take a few moments to pray for them. Pray that kids would see the value in hard work and start to develop the habit of not shying away from working hard. Thank God for the abilities you and your few have to work hard physically, mentally, and spiritually. Pray that kids would leave today encouraged to tackle whatever lies in front of them.

TODAY'S BIBLE STORY

Ants Marching
Ant and Sluggard
Proverbs 6:6-8

1. EARLY ARRIVER

WHAT YOU NEED: Offering container, hand sanitizer, water-based ink pads, paper, fine point markers, wet wipes

TODAY'S BOTTOM LINE

Work hard.

WHAT YOU DO:

- Invite kids to place their offerings in the container and direct them to apply hand sanitizer.
- Show kids how they can press their fingers onto the ink pads then onto their papers to make ant "bodies."
- Encourage them to add six legs to each ant then add any other details they choose—the kids' creativity is the only limit!
- As they work, share a few amazing ant facts such as:
 - An ant can lift 50 times its body weight. If two first graders were ants, together they could lift a car!
 - Ants don't have ears. They "hear" by feeling vibrations (tiny movements) through their feet.
 - Wherever ants go, they leave behind a special smell. The smell trail lets them know where they've been and how to get to the food they found.
 - Ant jobs include taking care of the ant eggs and babies, finding and gathering food, and building the ant hill.
 - The largest ant's nest ever found was over 3,700 miles long! That's wider than the ENTIRE continental United States!

MONTHLY MEMORY VERSE

Suppose you can be trusted with something very little. Then you can also be trusted with something very large.
Luke 16:10a, NIV

MONTHLY LIFE APP

Responsibility—Showing you can be trusted with what is expected of you

BASIC TRUTH

I need to make the wise choice.



PROVIDING TIME FOR FUN INTERACTION
15 MINUTES

MADE TO MOVE

an activity that increases the oxygen in the brain and taps into the energy in the body

TODAY'S BIBLE STORY

Ants Marching
Ant and Sluggard
Proverbs 6:6-8

TODAY'S BOTTOM LINE

Work hard.

MONTHLY MEMORY VERSE

Suppose you can be trusted with something very little. Then you can also be trusted with something very large.
Luke 16:10a, NIV

MONTHLY LIFE APP

Responsibility—Showing you can be trusted with what is expected of you

BASIC TRUTH

I need to make the wise choice.



2. OPENING ACTIVITY

WHAT YOU NEED: No supplies needed

WHAT YOU DO:

- Lead kids in a game of Follow the Leader—ant-style!
- Guide kids to line up behind you, being mindful of spacing themselves out.
- Sing "The Ants Go Marching" (see lyrics below) while holding up one finger and marching around your environment.
- At the phrase "the little one stops," freeze then pantomime the action. When you sing "marching down," move into a squatting march, freezing again after the last "boom!" Add variety and interest by varying the length of time for each freeze.
- For each round, hold up the corresponding number of fingers.

The ants go marching **one by one**. Hoorah! Hoorah!
The ants go marching **one by one**. Hoorah, Hoorah!
The ants go marching **one by one**.
The little one stops to **chew their gum**.
And they all go marching down, to the ground,
To get out of the rain.
Boom, boom, boom, boom!


- Two by two . . . tie their shoe
- Three by three . . . climb a tree
- Four by four . . . shut the door
- Five by five . . . take a dive
- Six by six . . . pick up sticks
- Seven by seven . . . pray to heaven
- Eight by eight . . . roller skate
- Nine by nine . . . check the time
- Ten by ten . . . to shout, "THE END!"

- Invite volunteers who participated in "Early Arriver" to share the ant facts they learned. If you didn't offer the activity, share a few of the facts with the kids.

WHAT YOU SAY:

"Ants are AMAZING! Do you think that ants are lazy, or do you think that ants **work hard**? Did you know that the Bible talks about how ants work?
[Transition] Let's go to Large Group and learn more."

Lead your group to the Large Group area.



CREATING A SAFE PLACE TO CONNECT
25 MINUTES

MADE TO PLAY

an activity that encourages learning through following guidelines and/or working as a group

TODAY'S BIBLE STORY

Ants Marching
Ant and Sluggard
Proverbs 6:6-8

TODAY'S BOTTOM LINE

Work hard.

MONTHLY MEMORY VERSE

Suppose you can be trusted with something very little. Then you can also be trusted with something very large.
Luke 16:10a, Nlrv

MONTHLY LIFE APP

Responsibility—Showing you can be trusted with what is expected of you

BASIC TRUTH

I need to make the wise choice.



*** 1. ANTS AT A PICNIC**

[TALK ABOUT GOD | BIBLE STORY REVIEW]

WHAT YOU NEED: Tablecloth, hand sanitizer, hula hoops, pom poms or cotton balls, plastic tweezers

WHAT YOU DO:

- Help kids apply hand sanitizer and adjust their masks, if


necessary.

- Spread the tablecloth in the center of your area.
- Help kids get into teams of two or three.
- Each team will be an "ant nest."
- For each "nest," set a hula hoop "ant hill" near the outer edge of your environment. Guide each "nest" to gather at its "hill."
- Spread the food (pom poms or cotton balls) over the tablecloth and give each "ant" a tweezer.
- At your signal, guide the "ants" to take turns crawling to the tablecloth, gathering a piece of "food" with the tweezers, and bringing the "food" back to their "hills."
- The game ends when the ants collect all the food.

VARIATION: If you provide pom poms, assign one color per "ant hill." Spread out an equal number of each color and challenge your ants to only gather their hill's food.

WHAT YOU SAY:

"Hard work isn't something to be upset about. God created us to work! So how can you work this week? (If kids are stuck for ideas, seed the conversation by asking questions such as: *Could you make your bed? Put away your clothes? Feed your pet? Do your homework? What else could you do?*) Great ideas! When you do the work that's expected of you, you make the wise choice and show responsibility! We say it this way: **Work hard.** So, this week, remember to do what God wants you to do and **work hard.**"



CREATING A SAFE PLACE TO CONNECT
25 MINUTES

MADE TO IMAGINE

an activity that promotes empathy and facilitates concrete application through role-play and reenactment



2. WAYS TO WORK

[LIVE FOR GOD | APPLICATION ACTIVITY]

WHAT YOU NEED: Prepared "Ways to Work" Dice (Activity Page), "Ant Work" Activity Pages, and small tokens

WHAT YOU DO:

- Guide kids into groups of two or three.
- Give each group a "Ways to Work" die. Guide kids to describe what they see on the pictures.
- Next, give each team an "Ant Work" card and six tokens.
- Guide kids to take turns rolling the die.
- When they roll a "way to work," the team pantomimes that work then puts a marker at that picture on their card.
- If they roll a "way to work" that they already rolled, they keep rolling until they roll a new picture.
- Play continues until every team is finished.

TODAY'S BIBLE STORY

Ants Marching
Ant and Sluggard
Proverbs 6:6-8

WHAT YOU SAY:

"Today, we learned that God wants us to **work hard**. There are lots of ways that you can **work hard**. You can feed your pet, make your bed, do your homework, clean, take out the trash, or put away your things. How else could you work hard? (*I can do my chores, pick up at school, etc.*) And you know what? When you have a job to do, or when you see something that needs doing, you can do it right away.

TODAY'S BOTTOM LINE

Work hard.

[Make It Personal] (Tell kids about a time you did something that needed doing without being told, whether it was weeding a garden, picking up trash, or doing a chore.)

MONTHLY MEMORY VERSE

Suppose you can be trusted with something very little. Then you can also be trusted with something very large.
Luke 16:10a, NIV

"Just like me, you don't have to wait for someone to tell you to do something. When you see that something needs picked up, you can do it right away. When you see that something needs cleaned, you can do it right away. However you work, you can **work hard** and always do your best!"

MONTHLY LIFE APP

Responsibility—Showing you can be trusted with what is expected of you

BASIC TRUTH

I need to make the wise choice.



CREATING A SAFE PLACE TO CONNECT
25 MINUTES

MADE TO IMAGINE

an activity that promotes empathy and facilitates concrete application through role-play and reenactment



3. ANT HILL

[HEAR FROM GOD | MEMORY VERSE ACTIVITY]

WHAT YOU NEED: "Ant Maze" Activity Page, Bible marked at Luke 16:10, paper plates, glue sticks, Wikki Stix®, marbles

WHAT YOU DO:

- Invite a volunteer to open the Bible where marked.
 - Read the verse aloud then use the conversation below as a guide to unpack what it means.
 - Give each kid a paper plate and an "Ant Maze" Activity Page. Guide kids to glue the mazes to their plates.
 - Next, give each kid six Wikki Stix. Show them how they can "trace" the edges of the path with the sticks and press them in place.
 - When they're done outlining their mazes, give each kid an "ant" (marble).
 - Lead them to set their ant at the top of the ant hill, pick up the plate, and carefully tilt the plate back and forth to guide their ant through the maze.
 - Encourage the kids as they **work hard** to get their ants through the maze.
- NOTE: If kids quickly master the maze, add a STEM component by asking them what they could do to make the maze more challenging. Encourage them to experiment.*
- Kids can take home their mazes and marbles as reminders to **work hard**, just like ants do!

WHAT YOU SAY:

"God made us to do good things. One of those good things is working hard! When we make the wise choice to **work hard**, we show God and others that we can be trusted to do what's expected of us—and that's a great thing! So, remember to **work hard!**"

TODAY'S BIBLE STORY

Ants Marching
Ant and Sluggard
Proverbs 6:6-8

TODAY'S BOTTOM LINE

Work hard.

MONTHLY MEMORY VERSE


Suppose you can be trusted with something very little. Then you can also be trusted with something very large.
Luke 16:10a, NIV

MONTHLY LIFE APP

Responsibility—Showing you can be trusted with what is expected of you

BASIC TRUTH

I need to make the wise choice.



CREATING A SAFE PLACE TO CONNECT
25 MINUTES

MADE TO REFLECT

an activity that creates space for personal processing and application



4. PRAY AND DISMISS
[PRAY TO GOD | PRAYER ACTIVITY]

WHAT YOU NEED: No supplies needed

WHAT YOU DO:

Use the conversation below as a guide to lead kids into prayer.

TODAY'S BIBLE STORY

Ants Marching
Ant and Sluggard
Proverbs 6:6-8

WHAT YOU SAY:

"Do ants **work hard**? Yes! Does God want YOU to **work hard**? Yes, He does! And you know what? You can **work hard** at whatever you do to show love to God and the people He made. Let's pray and ask God to help us **work hard** this week.

TODAY'S BOTTOM LINE

Work hard.

"Dear God, thank You so much that You made us to do good things. Thank You that one of the good things we can do is **work hard**. Help us **work hard** in everything we do at home, at school, or wherever we go. Thank You that when we **work hard**, we can show love to others and You. We love You so much, Lord. Amen."

MONTHLY MEMORY VERSE

Suppose you can be trusted with something very little. Then you can also be trusted with something very large.
Luke 16:10a, NIV

As adults arrive to pick up, encourage kids to tell parents today's Bottom Line: **Work hard.**

MONTHLY LIFE APP

Responsibility—Showing you can be trusted with what is expected of you

BASIC TRUTH

I need to make the wise choice.



GETTING READY

HERE'S EVERYTHING YOU NEED TO KNOW TO GET READY FOR THIS WEEK

SOCIAL: PROVIDING TIME FOR FUN INTERACTION (15 MINUTES)

Welcome kids and spend time engaging in conversation and catching up. Get ready to experience today's story. **(Choose one or both of these activities.)**

1. EARLY ARRIVER

Made to Create: an activity that explores ideas through the process of drawing, building, designing, and problem-solving

WHAT YOU NEED:

- Offering container
- Hand sanitizer
- Water-based ink pads; one for every two kids
- Paper; one sheet for each kid
- Fine point markers
- Wet wipes

2. OPENING ACTIVITY

Made to Move: an activity that increases the oxygen in the brain and taps into the energy in the body

WHAT YOU NEED:

- No supplies needed

GROUPS: CREATING A SAFE PLACE TO CONNECT (25 MINUTES)

Create a safe place to connect and learn how the Bible story applies to real life experiences, through interactive activities and discussion questions.

(Choose as many of these activities as you like.)

** If you don't have time to do all these activities, be sure to do activity #1.*

* 1. ANTS AT A PICNIC

[TALK ABOUT GOD | BIBLE STORY REVIEW]

Made to Play: an activity that encourages learning through following guidelines and/or working as a group

WHAT YOU NEED:

- Hand sanitizer
- Picnic tablecloth
- Hula hoops; one for every two to three kids
- Pom poms or cotton balls; about five for each kid (If

using pom poms, consider having a different color for every two to three kids.)

- Plastic kids' tweezers; one pair for each kid (available online from Amazon or other sites)

2. WAYS TO WORK

[LIVE FOR GOD | APPLICATION ACTIVITY]

Made to Imagine: an activity that promotes empathy and facilitates concrete application through role-play and reenactment

WHAT YOU NEED:

- Print the "Ways to Work" Activity Page on cardstock and cut out
 - Assemble one die with tape for every two to three kids.
- Print the "Ant Work" Activity Page; one for every two to three kids
- Small tokens, such as bingo chips or buttons; six for every two to three kids

3. ANT HILL

[HEAR FROM GOD | MEMORY VERSE ACTIVITY]

Made to Explore: an activity that extends learning through hands-on experimentation and discovery

WHAT YOU NEED:

- Print the "Ant Maze" Activity Page on cardstock and cut out; one for each kid
- Bible marked at Luke 16
- Paper plates—sturdy, round, high-sided nine or ten-inch (compostable plates work great!); one for each kid
- Glue sticks
- Wikki Stix®; six for each kid
- Marbles; one for each kid

4. PRAY AND DISMISS

[PRAY TO GOD | PRAYER ACTIVITY]

Made to Reflect: an activity that creates space for personal processing and application

WHAT YOU NEED:

- No supplies needed



WEEK
THREE
JANUARY 2021

SMALL GROUP
K-1

PRELUDE **SOCIAL** **STORY** **WORSHIP** **GROUPS** **HOME**

GETTING READY

HERE'S EVERYTHING YOU NEED TO KNOW TO GET READY FOR THIS WEEK

HOME: PROMPTING ACTION BEYOND THE EXPERIENCE

- Print on cardstock or email this week's GodTime devotionals and Parent Cue cards.
- Tell parents about our additional family resources: **Studio252.tv** and the **Parent Cue app**.