


**WHAT TO DO:**  
Print on cardstock and cut apart, one deck (three of each image) plus one heart card for every two to three kids.




**Help carry in the groceries**




**Wash the dishes**




**Pick up trash at the park**



**Dust the house**




**Help carry in the groceries**




**Wash the dishes**




**Pick up trash at the park**



**Dust the house**




**Help carry in the groceries**



**Wash the dishes**




**Pick up trash at the park**



**Dust the house**

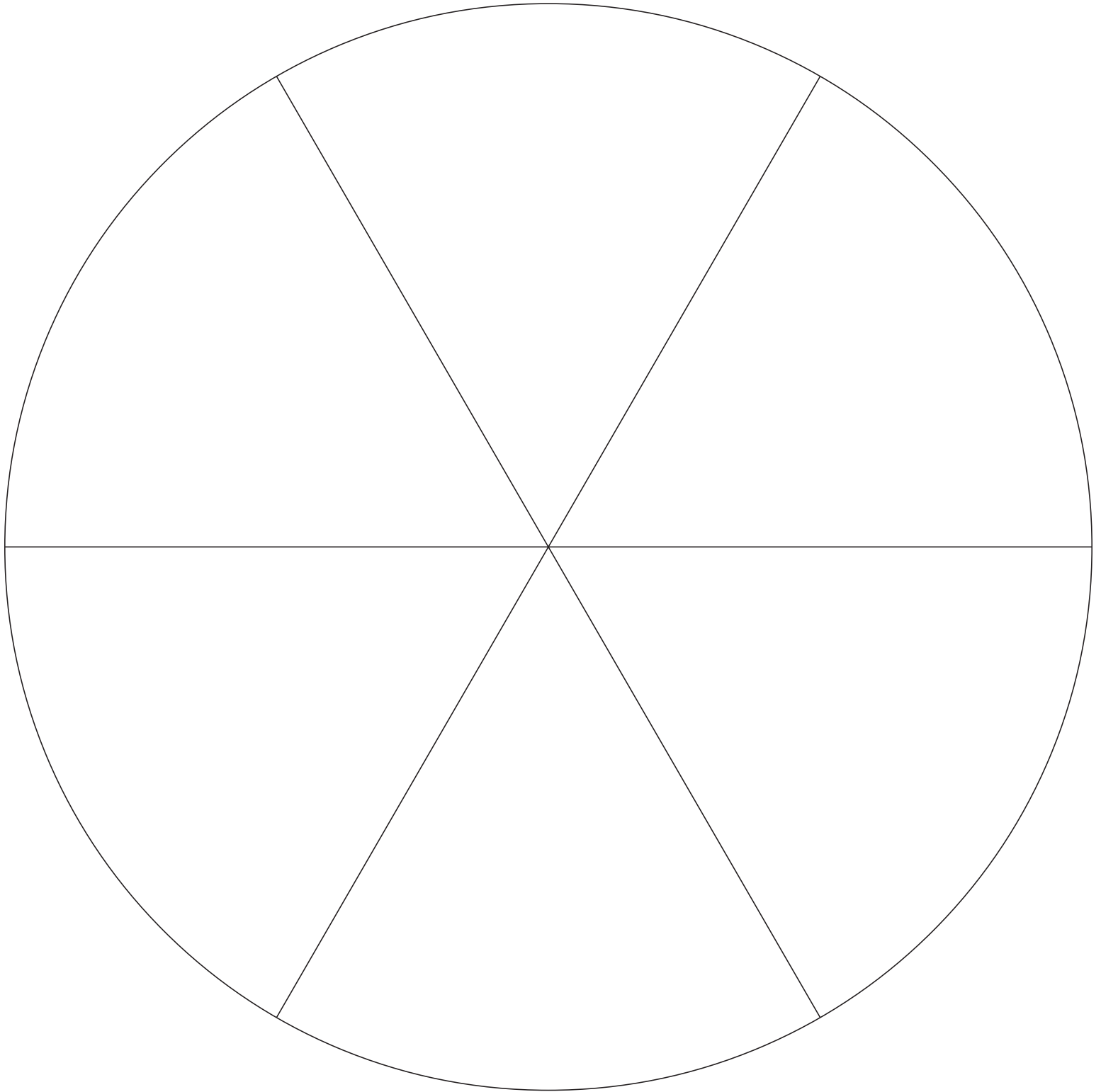
**What to Do:**

Print on cardstock and cut apart, one deck (three of each image) plus one heart card for every two to three kids.



**What to Do:**

Print on cardstock and cut apart, one deck (three of each image) plus one heart card for every two to three kids.


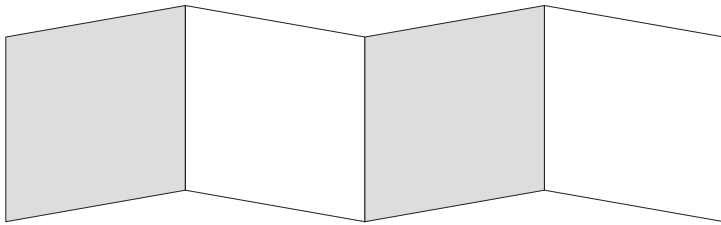


---

**What to Do:**  
Print one for each kid.

**1**

Cut a sheet of paper into thirds, cutting across the width when holding the paper in landscape orientation.





**2**

Fold one strip accordion style —three folds that divide the strip into four equal sections.

**3**

With the strip still folded accordion style, draw the shape of a heart, allowing the heart edges to go over the side.



**4**

Cut around the heart shape, make sure that you leave the edges intact and connected.

**5**

Unfold the paper and you should have four connected hearts!

**What to Do:**

Print one for each small group.