



ADD **2**



ADD **1**



ADD **1**



ADD **2**



ADD **2**



ADD **1**



ADD **2**



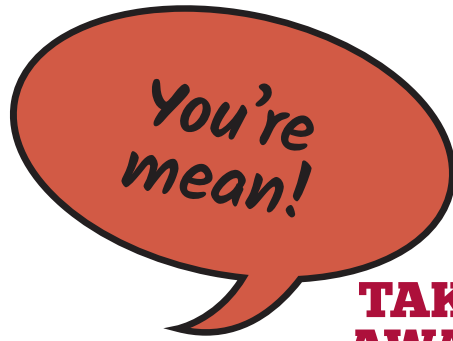
ADD **1**

What to Do:

Print on cardstock, cut apart, and shuffle. Provide one set for every two to three kids.



ADD 1



TAKE AWAY 3



ADD 1



TAKE AWAY 3



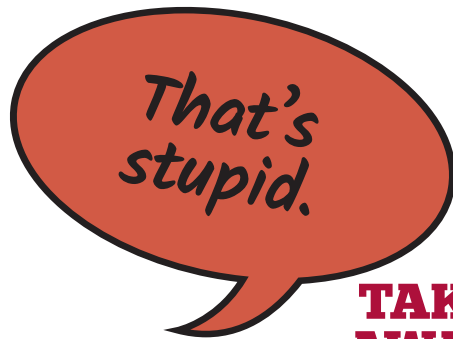
ADD 1



TAKE AWAY 3



ADD 1



TAKE AWAY 3

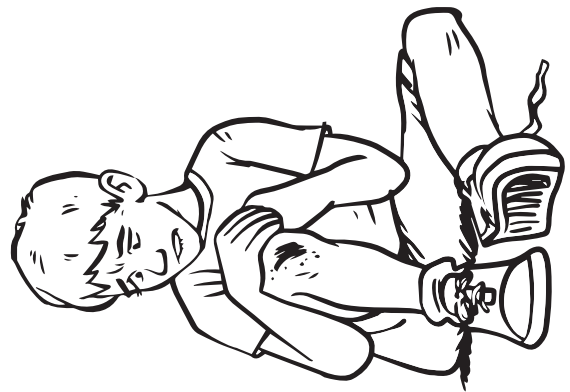

What to Do:

Print on cardstock, cut apart, and shuffle. Provide one set for every two to three kids.





What to Do:
Print on cardstock. Provide one for every two to three kids.

"Gameboard" Activity Page
January 2021, Weeks 1 and 5, Small Group K-1
©2020 The reThink Group, Inc. All rights reserved.







What to Do:

Print on cardstock and cut apart. Provide one set for every two to three kids.



What to Do:

Print on cardstock and cut apart. Provide one set for every two to three kids.



What to Do:

Print on cardstock and cut apart. Provide one card for each kid.