

TODAY'S SUGGESTED SCHEDULE

NOTE: This version of the curriculum is designed especially for churches with fewer leaders and preschoolers. You may want to use it if you have just one or two leaders and if you combine all your preschoolers for both Large and Small Group time.

TODAY'S BIBLE STORY

When you love like Jesus, you will be a light.

LIGHT OF THE WORLD
MATTHEW 5:14-16

MEMORY VERSE

"Love each other as I have loved you."

JOHN 15:12, NIV

KEY QUESTION

Who can love like Jesus?

BOTTOM LINE

I can love like Jesus.

BASIC TRUTH

Jesus wants to be my friend forever.

PRELUDE: Setting the tone for the experience

See the Getting Ready pages at the end of this document for a detailed description of what you'll need for today.

In the Prelude folder of your curriculum, you'll find a variety of other resources to help you prepare.

SMALL GROUP

15
MIN

SOCIAL: Providing time for fun interaction

Offer one or more of these activities as preschoolers arrive.

Dancing Flashlights

LARGE GROUP

20
MIN

WORSHIP: Inviting people to respond to God

STORY: Communicating God's truth in engaging ways

"Love Like Jesus"

Bible Story

Prayer

SMALL GROUP

25
MIN

GROUPS: Creating a safe place to connect

Offer as many of these activities as your time, facilities, resources, and leadership allow.

Glow in the Dark Heart

Uncover the Light

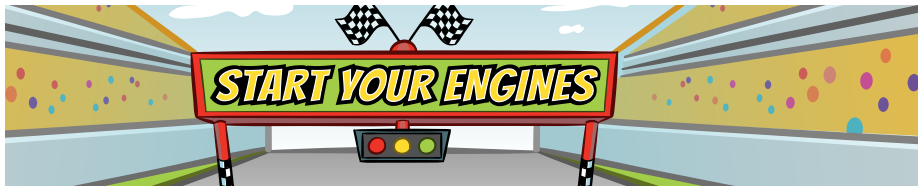
Journal and Prayer

HOME: Prompting action beyond the experience

Going Home

Parent Cue Card (*print or email*)

Parent Cue App



WEEK
ONE
MARCH 2021

SMALL GROUP
PRE-K
STARTER

PRELUDE

SOCIAL

WORSHIP

STORY

GROUPS

HOME

PROVIDING TIME FOR FUN INTERACTION
15 MINUTES

MADE TO EXPLORE

an activity that channels a preschooler's innate curiosity into a discussion of the week's crucial concepts



DANCING FLASHLIGHTS

WHAT YOU NEED: Flashlights and dark tablecloths

WHAT YOU DO:

BEFORE THE ACTIVITY: Cover tables with dark tablecloths.

DURING THE ACTIVITY: Give each child a flashlight and go under the tables to make the flashlights dance. Repeat as long as desired.

AFTER THE ACTIVITY: Talk about how we will hear a story about being a light.

WHAT YOU SAY:

BEFORE THE ACTIVITY: "Hello, friends! We're going to play with flashlights today. To see the light better, let's go under the tables where it's dark."

DURING THE ACTIVITY: "Take a flashlight and head under the table. *(Pause.)* Shine your lights on the tablecloths and not in anybody's eyes. *(Pause.)* Move the lights all around and watch them dance. *(Repeat as long as desired.)* Flip your flashlights off and come out."

AFTER THE ACTIVITY: "Today in our Bible story, we'll hear how Jesus says we are like a light when we love others like Him."

TRANSITION: Move to Worship and Story by following the flashlight. Leader will shine a flashlight on the floor and have children move forward to each spot until they reach the destination.

TODAY'S BIBLE STORY

When you love like Jesus,
you will be a light.

LIGHT OF THE WORLD
MATTHEW 5:14-16

MEMORY VERSE

"Love each other as
I have loved you."

JOHN 15:12, NIV

KEY QUESTION

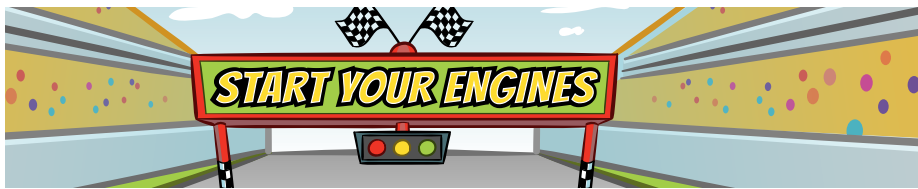
Who can love like Jesus?

BOTTOM LINE

I can love like Jesus.

BASIC TRUTH

Jesus wants to be
my friend forever.



WEEK
ONE
MARCH 2021

SMALL GROUP
PRE-K
STARTER

PRELUDE

SOCIAL

WORSHIP

STORY

GROUPS

HOME

CREATING A SAFE PLACE TO CONNECT
25 MINUTES

MADE TO CREATE

an activity that allows preschoolers to review the Bible story, bottom line, or memory verse by creating a craft to take home



GLOW IN THE DARK HEART

[TALK ABOUT GOD | BIBLE STORY REVIEW]

WHAT YOU NEED: "Glow Label" Activity Page; Avery® #5160 labels or equivalent; cardstock; permanent marker; glow in the dark paint; paint brushes; paper plates; and wet wipes

WHAT YOU DO:

BEFORE THE ACTIVITY: Copy "Glow Label" on label paper, one per child. Draw a large heart on cardstock, one per child. Pour some paint on the paper plates.

DURING THE ACTIVITY: Encourage the children to fill in their heart with the glow in the dark paint. Have them add the label to their paper. Talk about how the paint is special and will glow in the dark.

AFTER THE ACTIVITY: Review the Bible story.

TODAY'S BIBLE STORY

When you love like Jesus,
you will be a light.

LIGHT OF THE WORLD
MATTHEW 5:14-16

WHAT YOU SAY:

BEFORE THE ACTIVITY: "Hello, friends! Today, we heard a story of when Jesus was teaching a crowd of people."

DURING THE ACTIVITY: "On your paper is a heart. Fill that heart with paint. (Pause.) Great job! Now put the sticker on your paper. It tells you where to look in the Bible to find our story. This paint is special, it will glow in the dark. That means you can see the heart when there is light and when there isn't."

AFTER THE ACTIVITY: "In our story, Jesus told the crowd He wanted them to go out and love people so they would know God and love Him. Jesus told the crowd that when we love others like He does, it's like we shine a light that shows everyone God loves them. Let's shine our light and love like Jesus. **Who can love like Jesus? I can love like Jesus.**"

MEMORY VERSE

"Love each other as
I have loved you."

JOHN 15:12, NIV

KEY QUESTION

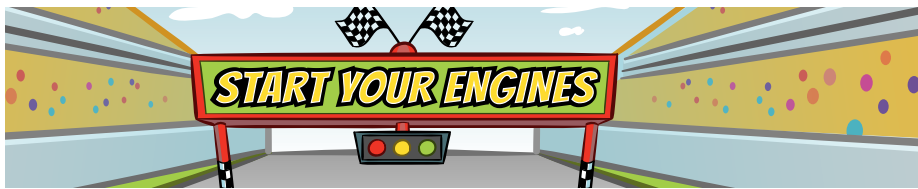
Who can love like Jesus?

BOTTOM LINE

I can love like Jesus.

BASIC TRUTH

Jesus wants to be
my friend forever.



WEEK
ONE
MARCH 2021

SMALL GROUP
PRE-K
STARTER

PRELUDE

SOCIAL

WORSHIP

STORY

GROUPS

HOME

CREATING A SAFE PLACE TO CONNECT
25 MINUTES

MADE TO MOVE

an activity that uses a preschooler's natural desire to move to help them learn



UNCOVER THE LIGHT

[LIVE FOR GOD | APPLICATION ACTIVITY]

WHAT YOU NEED: Flashlights and dark tissue paper

WHAT YOU DO:

BEFORE THE ACTIVITY: Sit in an open area of the room.

DURING THE ACTIVITY: Give each child a flashlight and a piece of tissue. Have the children turn the flashlights on and cover it with the tissue. Say, "I can love like Jesus" and uncover the light. Repeat as long as desired.

AFTER THE ACTIVITY: Review the Bible Story.

WHAT YOU SAY:

BEFORE THE ACTIVITY: "Friends, come sit with me on the floor. We're going to practice shining our lights bright today."

DURING THE ACTIVITY: "Take a flashlight and turn it on. Don't shine it in anyone's face. (Pause.) Now take the tissue and cover your light. (Pause.) I will count to three. When I do, uncover your light and say, 'I can love like Jesus.' One, two, three. I can love like Jesus! (Repeat as long as desired.) When you cover up your light, you aren't loving like Jesus. But when you love like Jesus, you shine your light bright."

AFTER THE ACTIVITY: "Jesus wants you and me to be a light and love others like Jesus loves us. **Who can love like Jesus? I can love like Jesus.**"

TODAY'S BIBLE STORY

When you love like Jesus,
you will be a light.

LIGHT OF THE WORLD
MATTHEW 5:14-16

MEMORY VERSE

"Love each other as
I have loved you."

JOHN 15:12, NIV

KEY QUESTION

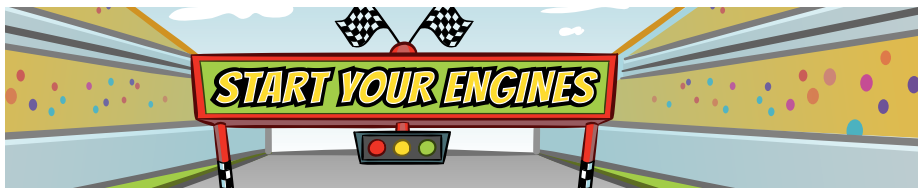
Who can love like Jesus?

BOTTOM LINE

I can love like Jesus.

BASIC TRUTH

Jesus wants to be
my friend forever.



WEEK
ONE
MARCH 2021

SMALL GROUP
PRE-K
STARTER

PRELUDE

SOCIAL

WORSHIP

STORY

GROUPS

HOME

CREATING A SAFE PLACE TO CONNECT
25 MINUTES

MADE TO REFLECT

an activity that encourages personal application and prayer



JOURNAL AND PRAYER

[PRAY TO GOD | PRAYER ACTIVITY]

WHAT YOU NEED: Paper clipped "Memory Verse Card" in Bible at John 15:12, journal, and fun-shaped pen

SMALL GROUP LEADER (SGL): "It's Small Group time! Today, we'll pretend our hands are a light shining on and off like this (*hold your hands out in front of you then open and close them like a blinking light*) . . . while we walk to our small group spot. Hold your lights up and follow me! (*Open and close your hands as you lead the children to your small group spot.*)

"We made it! Let's sit down and talk about today's Bible story. One, two, three, sit down with me! (*Open the Bible and lay it in front of the children.*) Today's Bible story was about how we shine a light when we love people the way Jesus loves us. And the Bible verse we will learn will help us remember to love people the way Jesus loves us. It says . . . (*Turn the pages of your Bible to the Memory Verse Card.*)

"'Love each other as I have loved you,' John 15:12. (*Close Bible and lay it down.*)

"That is Jesus talking to you and me. Jesus is telling us, 'love each other as I have loved you.' Let's stand up and say that together with the motions."

CHILDREN AND SGL:

"'Love each other (*hug yourself*) as I (*point up*) have loved you,' (*point thumbs to chest*) John 15:12." (*Open hands like a book.*)

(*Repeat the verse with motions a few times.*)

SGL: "Jesus telling us to love each other as I have loved you means that we can love like Jesus! So when I ask you, '**Who can love like Jesus?**', I want you to say, '**I can love like Jesus!**' Get ready! **Who can love like Jesus?**"

CHILDREN AND SGL: "**I can love like Jesus!**"

SGL: "Raise your hands and say it louder! **Who can love like Jesus?**"

CHILDREN AND SGL: "**I can love like Jesus!**"

SGL: (*cheering*) "Yay! **I can love like Jesus!**"

"Now, let's sit down so we can write in our prayer journal and talk to God. (*Hold journal and fun-shaped pen.*)

TODAY'S BIBLE STORY

When you love like Jesus,
you will be a light.

LIGHT OF THE WORLD
MATTHEW 5:14-16

MEMORY VERSE

"Love each other as
I have loved you."

JOHN 15:12, NIV

KEY QUESTION

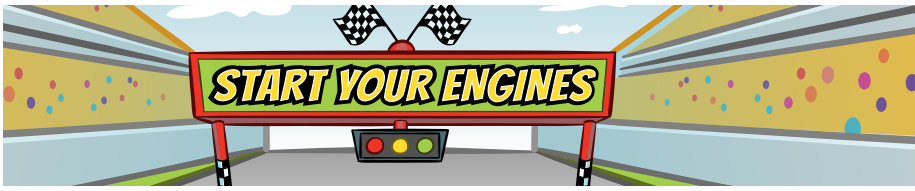
Who can love like Jesus?

BOTTOM LINE

I can love like Jesus.

BASIC TRUTH

Jesus wants to be
my friend forever.



WEEK
ONE
MARCH 2021

SMALL GROUP
PRE-K
STARTER

PRELUDE

SOCIAL

WORSHIP

STORY

GROUPS

HOME

CREATING A SAFE PLACE TO CONNECT
25 MINUTES

(JOURNAL AND PRAYER, CONTINUED)

"When we love like Jesus, we shine like a light. Everyone sees the love! That's why we're going to make a list of ways we can love like Jesus. Then, when we pray, we can ask God to help us love like Jesus. When I say your name, tell me one way you can love like Jesus, and I will write it in our prayer journal. Get ready and listen for your name!

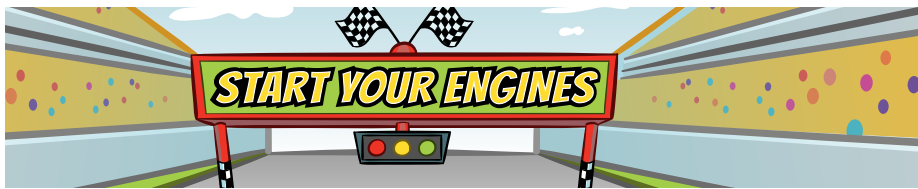
(Say each child's name and write down what they say. Remember to print the names so the children can recognize their names and the letters.)

"These are wonderful ways to love like Jesus! Let's use this list when we talk to God. Would anyone like to pray before I pray?"

(Give each child who wants to pray the opportunity to do so.)

PRAYER

SGL: "Dear God, thank You for sending Jesus to teach us how to love each other. Sometimes it's hard, but we know Jesus is with us and will help us love like He loves. Help us love others by *(read the list the children made)*. We want to be a shining light of love everywhere we go. We love You, God. In Jesus' name, amen."



WEEK
ONE
MARCH 2021

SMALL GROUP
PRE-K
STARTER

PRELUDE

SOCIAL

WORSHIP

STORY

GROUPS

HOME

GETTING READY

HERE'S EVERYTHING YOU NEED TO KNOW TO GET READY FOR THIS WEEK

SOCIAL: PROVIDING TIME FOR FUN INTERACTION (15 MINUTES)

Activities that encourage preschoolers to enter the classroom and begin engaging with peers and Small Group Leaders by providing age appropriate and hands on fun while introducing new concepts they will hear in the day's Bible story.

Prepare to offer one or more of the following activities as Your 3-, 4-, or 5-year-olds arrive. Let one or two teachers lead activities in different areas of the room while another teacher greets parents and kids at the door.

DANCING FLASHLIGHTS

Made to Explore: An activity that channels a preschooler's innate curiosity into a discussion of the week's crucial concepts

WHAT YOU NEED:

- Flashlights, one per child
- Dark tablecloths

WHAT YOU DO:

- Cover the tables with the dark tablecloths.

GROUPS: CREATING A SAFE PLACE TO CONNECT (25 MINUTES)

Create a safe place to connect through activities that are written to reach every learning style while reinforcing the Bottom Line that was introduced during the Bible Story and applying it to real life experiences. In addition, these activities provide preschoolers with an opportunity to build relationships with their Small Group Leader.

Offer as many of the following activities as your time, facilities, resources, and leadership allow. You may want to lead one activity at a time. Or, offer two activities at once and allow half the kids to participate in each. Then switch groups and repeat the activities.

GLOW IN THE DARK HEART

[TALK ABOUT GOD | BIBLE STORY REVIEW]

Made to Create: an activity that explores spiritual ideas through the process of drawing, building, and designing

WHAT YOU NEED:

- "Glow Label" Activity Page
- Avery® #5160 labels or equivalent

- Cardstock
- Permanent marker
- Glow in the dark paint
- Paint brushes
- Paper plates
- Wet wipes

WHAT YOU DO:

- Copy "Glow Label" on label paper, one per child.
- Draw a large heart on cardstock, one per child.
- Pour some paint on the paper plates.

UNCOVER THE LIGHT

[LIVE FOR GOD | APPLICATION ACTIVITY]

Made to Move: An activity that uses a preschooler's natural desire to move to help them learn

WHAT YOU NEED:

- Flashlights, one per child
- Dark tissue paper, one piece per child

JOURNAL AND PRAYER

[PRAY TO GOD | PRAYER ACTIVITY]

Made to Reflect: An activity that encourages personal application and prayer

WHAT YOU NEED:

- Paper clipped "Memory Verse Card" in your Bible at John 15:12
- Journal, one per small group
- Fun-shaped pen, one per small group

HOME: PROMPTING ACTION BEYOND THE EXPERIENCE

- Make copies on cardstock or email this week's Parent Cue card.
- Copy "Going Home" and hang on the door where Small Group Leaders can reference and remind parents of the Bottom Line and Memory Verse as parents pick up their children.
- Tell parents about our additional family resource, the **Parent Cue app**.

FIRST LOOK PINTEREST PAGE

Visit our Pinterest page to see craft samples and suggested supplies. <https://bit.ly/FirstLookPinterest>