

WEEK
TWO
MARCH 2021

SMALL GROUP
PRE-K
STARTER

TODAY'S SUGGESTED SCHEDULE

NOTE: This version of the curriculum is designed especially for churches with fewer leaders and preschoolers. You may want to use it if you have just one or two leaders and if you combine all your preschoolers for both Large and Small Group time.

TODAY'S BIBLE STORY

When you love like Jesus, you can be a good friend.

WASHING FEET
JOHN 13:3-17

MEMORY VERSE

"Love each other as I have loved you."

JOHN 15:12, NIV

KEY QUESTION

Who can love like Jesus?

BOTTOM LINE

I can love like Jesus.

BASIC TRUTH

Jesus wants to be my friend forever.

PRELUDE: Setting the tone for the experience

See the Getting Ready pages at the end of this document for a detailed description of what you'll need for today.

In the Prelude folder of your curriculum, you'll find a variety of other resources to help you prepare.

SMALL GROUP

15
MIN

SOCIAL: Providing time for fun interaction

Offer one or more of these activities as preschoolers arrive.

Hop Scotch

LARGE GROUP

20
MIN

WORSHIP: Inviting people to respond to God

STORY: Communicating God's truth in engaging ways

"Love Like Jesus"

Bible Story

Prayer

SMALL GROUP

25
MIN

GROUPS: Creating a safe place to connect

Offer as many of these activities as your time, facilities, resources, and leadership allow.

Start Your Engines Checkered Flag

Foot Washing Bags 

Journal and Prayer

HOME: Prompting action beyond the experience

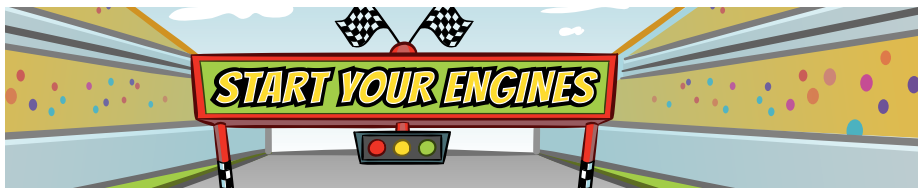
Going Home

Parent Cue Card (*print or email*)

Parent Cue App



This symbol indicates an activity with potential allergens. Be sure to post allergy alert sign and inform parents at drop-off.



WEEK
TWO
MARCH 2021

SMALL GROUP
PRE-K
STARTER

PRELUDE

SOCIAL

WORSHIP

STORY

GROUPS

HOME

PROVIDING TIME FOR FUN INTERACTION
15 MINUTES

MADE TO MOVE

an activity that uses a preschooler's natural desire to move to help them learn



HOP SCOTCH

WHAT YOU NEED: Hopscotch mat or painter's tape; and bean bag

WHAT YOU DO:

BEFORE THE ACTIVITY: Lay the hopscotch mat on the floor in an open area of the room. If using painter's tape,

create a hopscotch game on the floor.

DURING THE ACTIVITY: Take turns playing hopscotch. Repeat as long as desired.

AFTER THE ACTIVITY: Talk about how feet are an important part of our story today.

WHAT YOU SAY:

BEFORE THE ACTIVITY: "Hello, friends! Come join me in a game of hopscotch."

DURING THE ACTIVITY: "Line up behind me. *(Pause.)* Toss the beanbag on a square. *(Pause.)* Hop through all the squares, skipping the one the beanbag is on. One foot in each square, keep hopping! *(Pause.)* When you get to the end, turn around and come back. *(Pause.)* Pick up the beanbag on the way and hand it to the next friend in line. *(Repeat as long as desired.)* Sit down where you are."

AFTER THE ACTIVITY: "You did a great job using your feet to hop and jump today. We'll hear about feet in our story today."

TRANSITION: Move to Worship and Story by hopping, tiptoeing, marching, taking baby steps, and taking giant steps.

TODAY'S BIBLE STORY

When you love like Jesus,
you can be a good friend.

WASHING FEET
JOHN 13:3-17

MEMORY VERSE

"Love each other as
I have loved you."

JOHN 15:12, NIV

KEY QUESTION

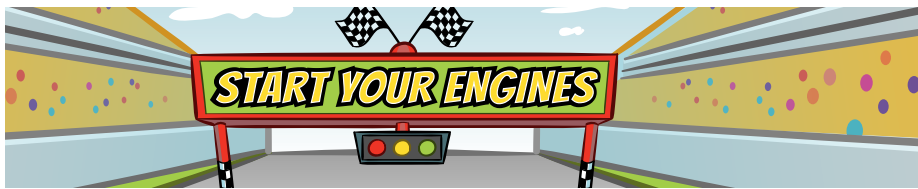
Who can love like Jesus?

BOTTOM LINE

I can love like Jesus.

BASIC TRUTH

Jesus wants to be
my friend forever.



WEEK
TWO
MARCH 2021

SMALL GROUP
PRE-K
STARTER

PRELUDE SOCIAL WORSHIP STORY **GROUPS** HOME

CREATING A SAFE PLACE TO CONNECT
25 MINUTES

MADE TO CREATE
an activity that allows preschoolers to review the Bible story, bottom line, or memory verse by creating a craft to take home



START YOUR ENGINES CHECKERED FLAG

[TALK ABOUT GOD | BIBLE STORY REVIEW]

WHAT YOU NEED: "Checkered Flag" Activity Page; cardstock; permanent marker; crayons; and scissors

WHAT YOU DO:

BEFORE THE ACTIVITY: Copy "Checkered Flag" on cardstock and cut on the dotted lines, one per child.

DURING THE ACTIVITY: Encourage the children to fill in the squares that don't have a heart with a black crayon then color the hearts red. Write each child's name on their flag.

AFTER THE ACTIVITY: Review the Bible story.

WHAT YOU SAY:

BEFORE THE ACTIVITY: "On your mark, get set, find a seat at the table!"

DURING THE ACTIVITY: "In racing, you see a lot of checkered flags. Checkered flags are black and white and mean the first driver has crossed the finish line. Let's make our own checkered flag. Color in the squares that don't have hearts with the black crayon. (Pause.) Nice job! Now, color the hearts red. That's great! Your flag says, 'I can love like Jesus.' Who can love like Jesus? I can love like Jesus."

AFTER THE ACTIVITY: "In our story, Jesus and His friends were having dinner after walking for a long time. Jesus loved His friends and wanted to show them just how much He loved them so He washed their feet! Jesus is God's Son and very important. But Jesus wasn't too important to wash His friend's feet. You and I are not too important to love others by doing something for them like washing their feet. Jesus is a goof friend. When we love like Jesus, we can be good friends, too! Who can love like Jesus? I can love like Jesus."

TODAY'S BIBLE STORY

When you love like Jesus, you can be a good friend.

WASHING FEET
JOHN 13:3-17

MEMORY VERSE

"Love each other as I have loved you."

JOHN 15:12, NIV

KEY QUESTION

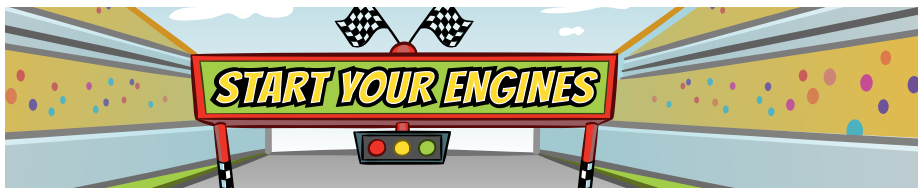
Who can love like Jesus?

BOTTOM LINE

I can love like Jesus.

BASIC TRUTH

Jesus wants to be my friend forever.



WEEK
TWO
MARCH 2021

SMALL GROUP
PRE-K
STARTER

PRELUDE

SOCIAL

WORSHIP

STORY

GROUPS

HOME

CREATING A SAFE PLACE TO CONNECT
25 MINUTES

MADE TO PLAY

an activity that encourages preschoolers to follow guidelines while having fun and learning new concepts



FOOT WASHING BAGS

[LIVE FOR GOD | APPLICATION ACTIVITY]

Be sure to list the items you will be using today on the "Allergy Alert Poster" and post it at the door to your room.

WHAT YOU NEED: "Allergy Alert Poster" and "Two Feet" Activity Pages; cardstock; gallon-sized zip-top bags; masking tape; gel shaving cream; wet wipes; and paper

towels

TODAY'S BIBLE STORY

When you love like Jesus, you can be a good friend.

WASHING FEET
JOHN 13:3-17

WHAT YOU DO:

BEFORE THE ACTIVITY: Copy "Allergy Alert Poster" on cardstock and hang on the door. Copy "Two Feet" on cardstock, several copies per small group (*one per child if your group is small*). Slide pages into the gallon zip-top bags and seal with as little air inside as possible. Tape to the table.

DURING THE ACTIVITY: Have children sit at the table in front of the bags. Squirt a small amount of gel shaving cream on each bag. Encourage children to rub their hands over the bag to wash the feet. Talk about what happens to the shaving cream. It starts out see-through like water then turns soapy. Wipe off the shaving cream with wipes and paper towels. Repeat as long as desired.

AFTER THE ACTIVITY: Review the Bible Story.

MEMORY VERSE

"Love each other as I have loved you."
JOHN 15:12, NIV

WHAT YOU SAY:

BEFORE THE ACTIVITY: "Friends, come sit at the table. In our story, we heard how Jesus showed love for His friends by washing their feet. Let's wash these feet."

DURING THE ACTIVITY: "I will give you all a little squirt of shaving cream. (Pause.) What do you notice about the shaving cream? (Pause.) The smell; it's a clean smell. It's see-through, like water. What color is it? (Pause.) That's right. Now wash the feet. (Pause.) What happened to the shaving cream when you started washing the feet? (Pause.) It turned white like soap. Keep washing, then wipe them off with the wet wipes and paper towels. (Pause.) Awesome job! Jesus was a good friend. You can be a good friend just like Jesus!"

AFTER THE ACTIVITY: "Jesus and His friends had been out walking all day. The roads were dusty and made everyone's feet really dirty. Jesus wanted to do something for His friends to show them how much He cared for them. Jesus is God's Son and is very important. But Jesus wasn't too important to wash His friend's feet. We aren't too important to do things for our friends either. When we love like Jesus, we can be a good friend, too. **Who can love like Jesus? I can love like Jesus.**"

KEY QUESTION

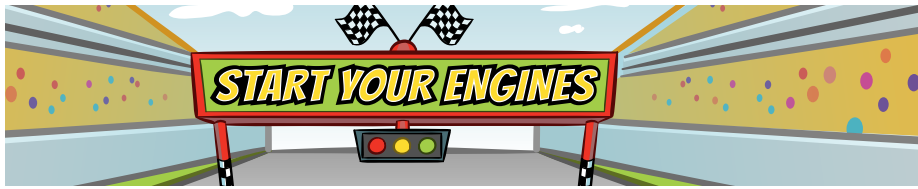
Who can love like Jesus?

BOTTOM LINE

I can love like Jesus.

BASIC TRUTH

Jesus wants to be my friend forever.



WEEK
TWO
MARCH 2021

SMALL GROUP
PRE-K
STARTER

PRELUDE

SOCIAL

WORSHIP

STORY

GROUPS

HOME

CREATING A SAFE PLACE TO CONNECT
25 MINUTES

MADE TO REFLECT

an activity that encourages personal application and prayer



JOURNAL AND PRAYER

[PRAY TO GOD | PRAYER ACTIVITY]

WHAT YOU NEED: Paper clipped "Memory Verse Card" in Bible at John 15:12, journal, and fun-shaped pen

SMALL GROUP LEADER (SGL): "It's Small Group time! Today, we'll hop on our feet like this (*demonstrate*) to our small group spot. Follow me friends, and let's get hopping!

(Hop on both feet as you lead the children to your small group spot.)

"Whew! You guys are great hoppers! Let's sit down and rest while we talk about today's Bible story. One, two, three, sit down with me! (*Open the Bible and lay it in front of the children.*)

"Jesus did something with feet in our Bible story today. He didn't hop on them, though. What did Jesus do with feet in our story? (*Pause.*) Yes, Jesus washed His friends' feet to show them what it looks like to love people the way He loves us. Jesus put His friends first.

"When Jesus was done washing His friends' feet, He told them to go and love others the way He has loved them. That's why we're learning the Bible verse. (*Turn the pages of your Bible to the Memory Verse Card.*)

"'Love each other as I have loved you,' John 15:12. (*Close Bible and lay it down.*)

"Those are Jesus' words. Jesus is telling you and me to love each other as He has loved us. Let's stand up and say that together with the motions."

CHILDREN AND SGL:

"'Love each other (*hug yourself*) as I (*point up*) have loved you,' (*point thumbs to chest*)

John 15:12." (*Open hands like a book.*)

(Repeat the verse with motions a few times.)

SGL: "Jesus will never tell us to do something that He won't help us do. That's why I know we can love each other the way Jesus loves us. So when I ask, '**Who can love like Jesus?**'", I want you to say, '**I can love like Jesus!**' Get ready! **Who can love like Jesus?**"

CHILDREN AND SGL: "I can love like Jesus!"

SGL: "Again! Who can love like Jesus?"

CHILDREN AND SGL: "I can love like Jesus!"

TODAY'S BIBLE STORY

When you love like Jesus, you can be a good friend.

WASHING FEET
JOHN 13:3-17

MEMORY VERSE

"Love each other as I have loved you."

JOHN 15:12, NIV

KEY QUESTION

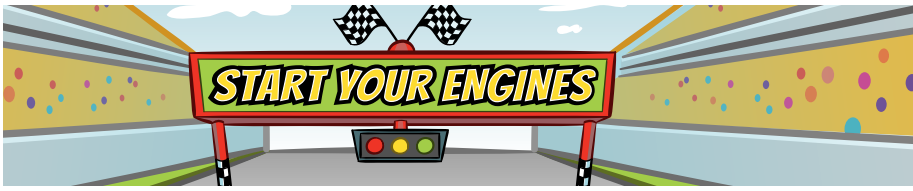
Who can love like Jesus?

BOTTOM LINE

I can love like Jesus.

BASIC TRUTH

Jesus wants to be my friend forever.



WEEK
TWO
MARCH 2021

SMALL GROUP
PRE-K
STARTER

PRELUDE

SOCIAL

WORSHIP

STORY

GROUPS

HOME

CREATING A SAFE PLACE TO CONNECT
25 MINUTES

(JOURNAL AND PRAYER, CONTINUED)

SGL: *(cheering)* "Yay! **I can love like Jesus!**"

"Let's sit down so we can write in our prayer journal and talk to God. *(Hold journal and fun-shaped pen.)*"

"Jesus washed His friends' dirty feet to be a good friend and show them He loved them. Let's make a list of things we can do for our friends to show them we want to be a good friend. When I say your name, tell me one way you can be a good friend and show your friends you love them, and I will write it in our prayer journal. Get ready and listen for your name!"

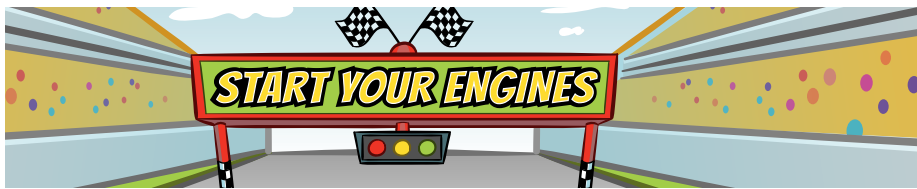
(Say each child's name and write down what they say. Remember to print the names so the children can recognize their names and the letters.)

"Wow! This is a great list! Let's use it when we talk to God. Would anyone like to pray before I pray?"

(Give each child who wants to pray the opportunity to do so.)

PRAYER

SGL: "Dear God, we want to be a good friend and love others the way Jesus loves us. Will You help [child's name and what they listed] and [next child's name and what they listed] . . . *(continue with the children's list)* . . . so we can be good friends and love others the way Jesus loves us? We love You, God. In Jesus' name, amen."



WEEK
TWO
MARCH 2021

SMALL GROUP
PRE-K
STARTER

PRELUDE

SOCIAL

WORSHIP

STORY

GROUPS

HOME

GETTING READY

HERE'S EVERYTHING YOU NEED TO KNOW TO GET READY FOR THIS WEEK

SOCIAL: PROVIDING TIME FOR FUN INTERACTION (15 MINUTES)

Activities that encourage preschoolers to enter the classroom and begin engaging with peers and Small Group Leaders by providing age appropriate and hands on fun while introducing new concepts they will hear in the day's Bible story.

Prepare to offer one or more of the following activities as Your 3-, 4-, or 5-year-olds arrive. Let one or two teachers lead activities in different areas of the room while another teacher greets parents and kids at the door.

HOP SCOTCH

Made to Move: An activity that uses a preschooler's natural desire to move to help them learn

WHAT YOU NEED:

- Hopscotch mat or painter's tape
- Bean bag

WHAT YOU DO:

- Lay the mat on the floor in an open area of the room or create a hopscotch course on the floor with tape.

GROUPS: CREATING A SAFE PLACE TO CONNECT (25 MINUTES)

Create a safe place to connect through activities that are written to reach every learning style while reinforcing the Bottom Line that was introduced during the Bible Story and applying it to real life experiences. In addition, these activities provide preschoolers with an opportunity to build relationships with their Small Group Leader.

Offer as many of the following activities as your time, facilities, resources, and leadership allow. You may want to lead one activity at a time. Or, offer two activities at once and allow half the kids to participate in each. Then switch groups and repeat the activities.

START YOUR ENGINES CHECKERED FLAG

[TALK ABOUT GOD | BIBLE STORY REVIEW]

Made to Create: an activity that explores spiritual ideas through the process of drawing, building, and designing

WHAT YOU NEED:

- "Checkered Flag" Activity Page
- Cardstock
- Permanent marker
- Black and red crayons
- Scissors

WHAT YOU DO:

- Copy "Checkered Flag" on cardstock and cut out, one per child.

FOOT WASHING BAGS

[LIVE FOR GOD | APPLICATION ACTIVITY]

Made to Move: An activity that uses a preschooler's natural desire to move to help them learn

WHAT YOU NEED:

- "Allergy Alert Poster" Activity Page
- "Two Feet" Activity Page
- Cardstock
- Gallon-sized zipper bags
- Masking tape
- Gel shaving cream
- Wet wipes
- Paper towels

WHAT YOU DO:

- Copy "Allergy Alert Poster" on cardstock and post at the door.
- Copy "Two Feet" on cardstock, several copies per small group (*one per child if your group is small*).
- Slide a copy of "Two Feet" into each zipper bag and seal with as little air inside as possible.
- Tape the bags to the table.

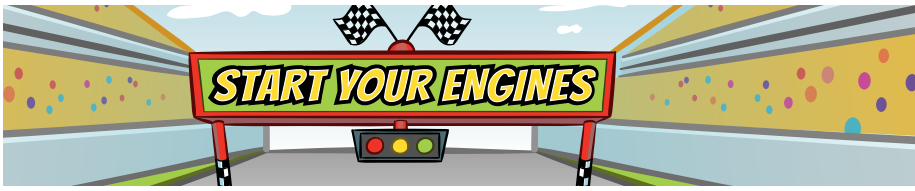
JOURNAL AND PRAYER

[PRAY TO GOD | PRAYER ACTIVITY]

Made to Reflect: An activity that encourages personal application and prayer

WHAT YOU NEED:

- Paper clipped "Memory Verse Card" in your Bible at John 15:12
- Journal, one per small group
- Fun-shaped pen, one per small group



WEEK
TWO
MARCH 2021

SMALL GROUP
PRE-K
STARTER

PRELUDE

SOCIAL

WORSHIP

STORY

GROUPS

HOME

GETTING READY

HERE'S EVERYTHING YOU NEED TO KNOW TO GET READY FOR THIS WEEK

HOME: PROMPTING ACTION BEYOND THE EXPERIENCE

- Make copies on cardstock or email this week's Parent Cue card.
- Copy "Going Home" and hang on the door where Small Group Leaders can reference and remind parents of the Bottom Line and Memory Verse as parents pick up their children.
- Tell parents about our additional family resource, the **Parent Cue app**.

FIRST LOOK PINTEREST PAGE

Visit our Pinterest page to see craft samples and suggested supplies. <https://bit.ly/FirstLookPinterest>