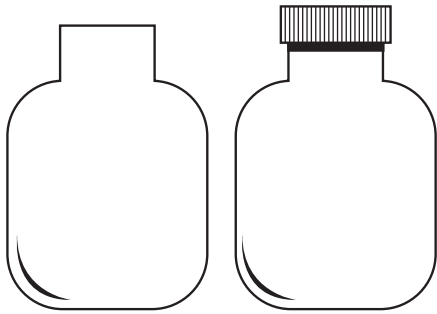


**1**



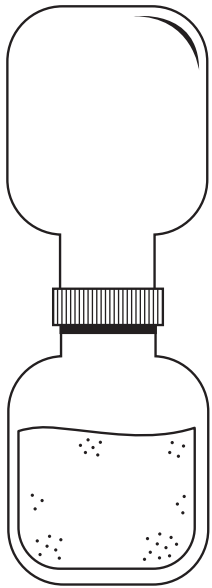
Give each kid two mini water bottles. (One bottle should have a cap with a small hole and the other bottle should not have a cap.)

**2**



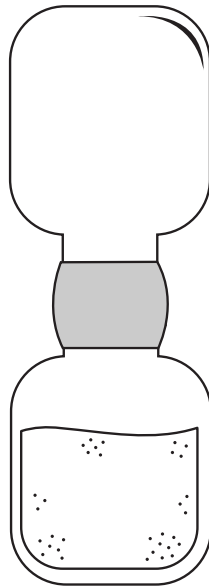
Take the cap off of the bottle and use the funnel to pour sand into the bottle until it is about  $\frac{3}{4}$  full. Place the cap back on the water bottle.

**3**



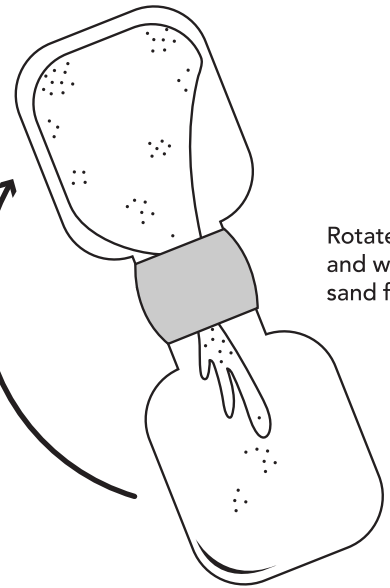
Place the second, empty water bottle on top of the first so the mouth piece touches the cap (with hole) of the water bottle with the sand in it.

**4**



Secure the bottles together with duct tape. (Make sure the mouth pieces are lined up as closely as possible.)

**5**



Rotate the timer and watch the sand flow down.

**What to Do:**

Print one for each small group.