




What to Do:
Print one for each kid.

1




Cut a small hole in the bottom of the cup.

2




Insert yarn through the hole from the outside.

3




Secure the yarn inside the cup with a small piece of tape.

4



Wrap the other end of the yarn around the ping pong ball and secure it with tape.

5



Holding the cup, swing ball into the air and attempt to land it in the cup.

What to Do:

Print one for each small group.